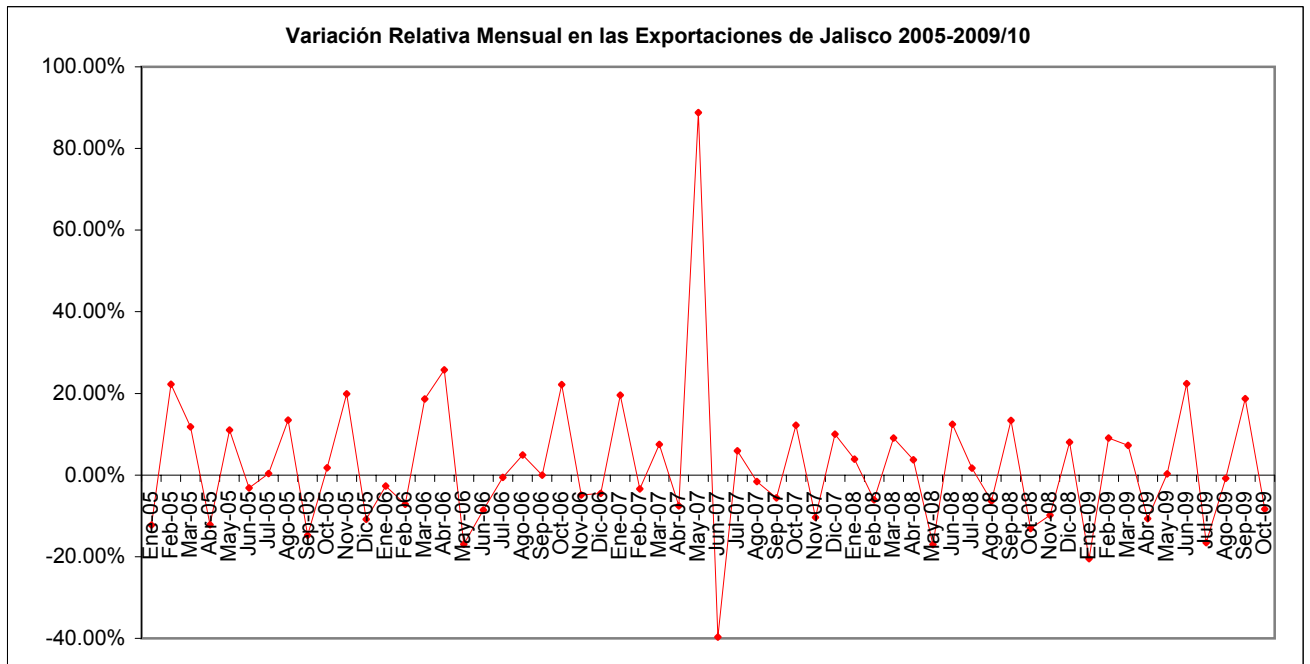
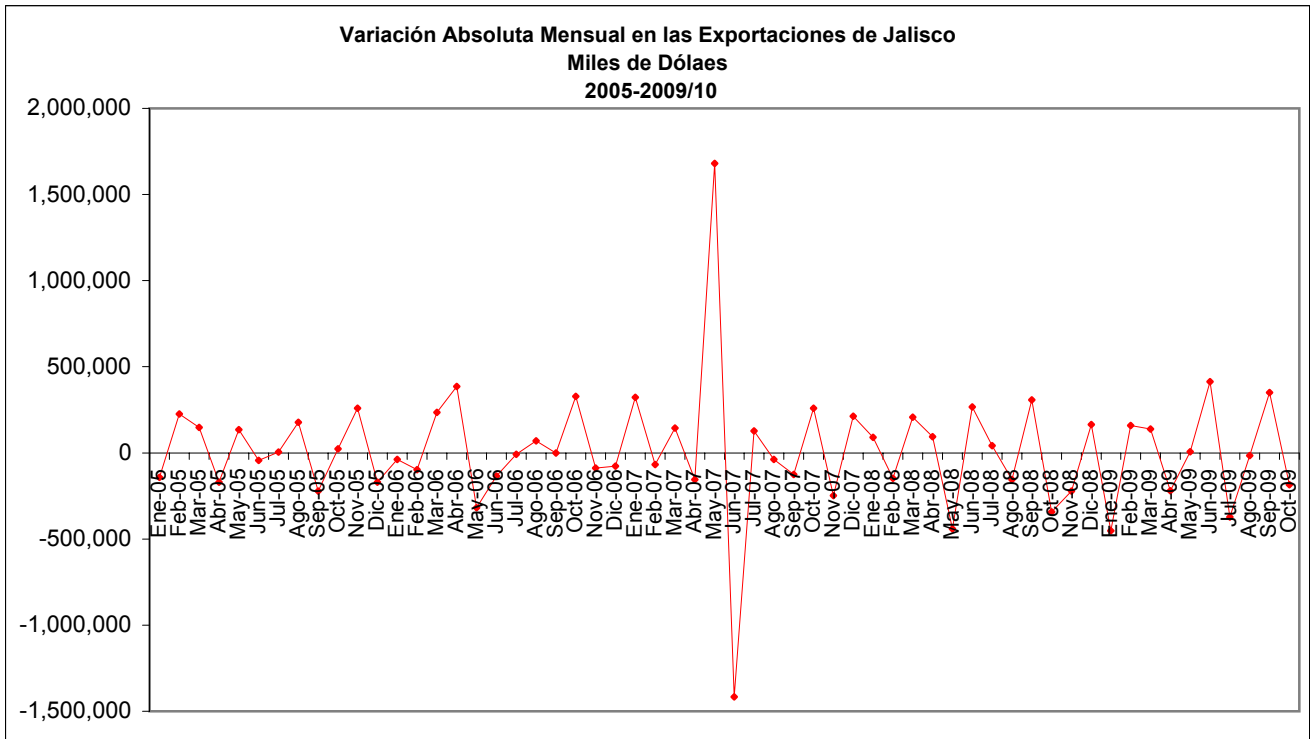


EXPORTACIONES DE JALISCO
VARIACIONES RESPECTO AL MES ANTERIOR
MILES DE DOLARES
2005-2009/10

Mes	Exportaciones	Variación Absoluta Mes Anterior	Variación Relativa Mes Anterior
Ene-05	1,021,211	-142,332	-12.23%
Feb-05	1,247,963	226,752	22.20%
Mar-05	1,395,801	147,839	11.85%
Abr-05	1,225,379	-170,423	-12.21%
May-05	1,360,580	135,201	11.03%
Jun-05	1,317,744	-42,836	-3.15%
Jul-05	1,323,092	5,348	0.41%
Ago-05	1,501,457	178,365	13.48%
Sep-05	1,280,344	-221,113	-14.73%
Oct-05	1,303,560	23,216	1.81%
Nov-05	1,563,194	259,635	19.92%
Dic-05	1,393,287	-169,907	-10.87%
Ene-06	1,355,307	-37,980	-2.73%
Feb-06	1,258,264	-97,043	-7.16%
Mar-06	1,492,885	234,621	18.65%
Abr-06	1,877,669	384,784	25.77%
May-06	1,558,978	-318,691	-16.97%
Jun-06	1,424,928	-134,050	-8.60%
Jul-06	1,416,760	-8,168	-0.57%
Ago-06	1,486,377	69,618	4.91%
Sep-06	1,485,595	-782	-0.05%
Oct-06	1,814,241	328,646	22.12%
Nov-06	1,726,183	-88,059	-4.85%
Dic-06	1,648,429	-77,754	-4.50%
Ene-07	1,971,612	323,184	19.61%
Feb-07	1,904,097	-67,516	-3.42%
Mar-07	2,047,359	143,262	7.52%
Abr-07	1,893,141	-154,217	-7.53%
May-07	3,574,250	1,681,109	88.80%
Jun-07	2,156,937	-1,417,314	-39.65%
Jul-07	2,285,018	128,081	5.94%
Ago-07	2,247,883	-37,135	-1.63%
Sep-07	2,121,783	-126,099	-5.61%
Oct-07	2,380,752	258,969	12.21%
Nov-07	2,133,483	-247,270	-10.39%
Dic-07	2,346,260	212,778	9.97%
Ene-08	2,436,995	90,735	3.87%
Feb-08	2,288,917	-148,078	-6.08%
Mar-08	2,496,328	207,411	9.06%
Abr-08	2,589,979	93,651	3.75%
May-08	2,148,158	-441,821	-17.06%
Jun-08	2,415,147	266,990	12.43%
Jul-08	2,456,970	41,823	1.73%
Ago-08	2,301,366	-155,604	-6.33%
Sep-08	2,609,590	308,224	13.39%
Oct-08	2,267,688	-341,902	-13.10%
Nov-08	2,045,594	-222,094	-9.79%
Dic-08	2,209,681	164,087	8.02%
Ene-09	1,757,635	-452,045	-20.46%
Feb-09	1,917,210	159,575	9.08%
Mar-09	2,056,170	138,960	7.25%
Abr-09	1,836,648	-219,523	-10.68%
May-09	1,842,424	5,776	0.31%
Jun-09	2,255,398	412,974	22.41%
Jul-09	1,882,297	-373,102	-16.54%
Ago-09	1,866,578	-15,719	-0.84%
Sep-09	2,216,488	349,910	18.75%
Oct-09	2,031,309	-185,179	-8.35%

NOTA: Los valores presentados son mensuales

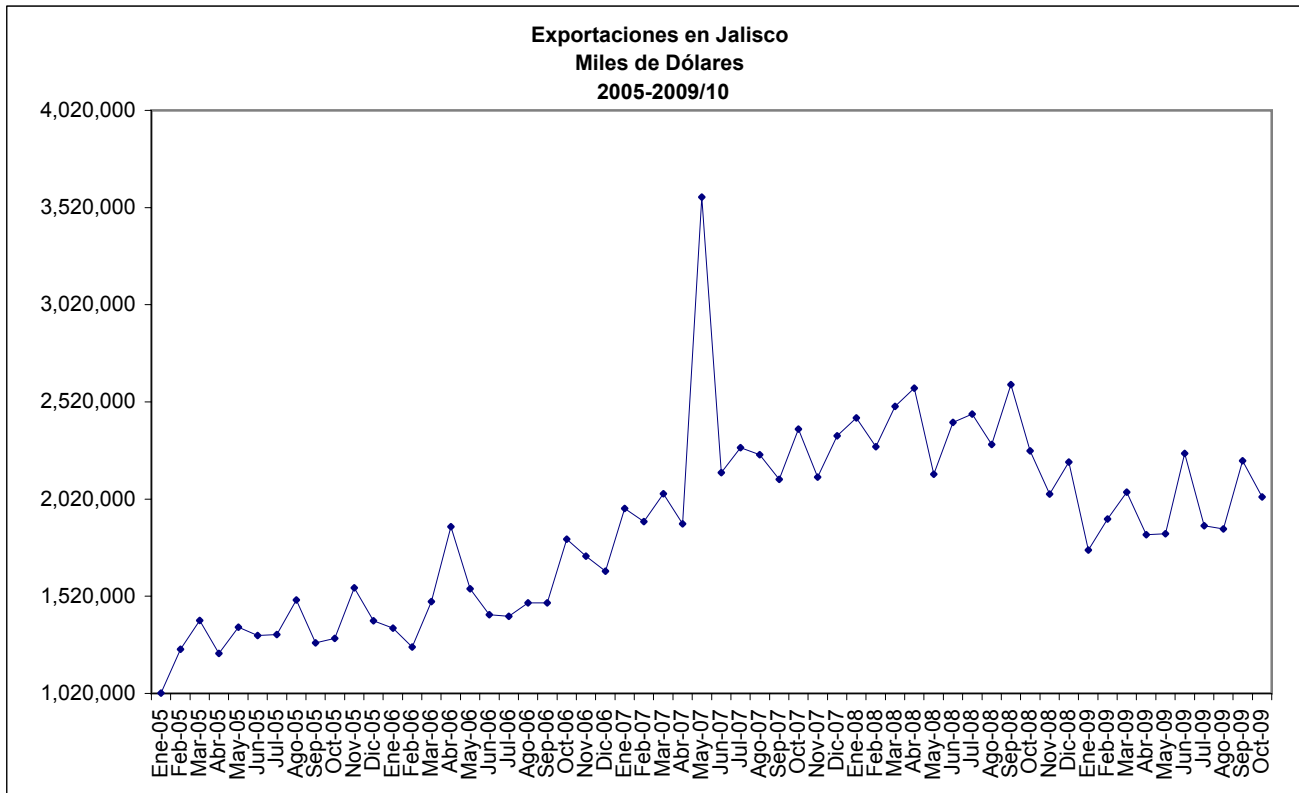
EXPORTACIONES DE JALISCO
VARIACIONES RESPECTO AL MES ANTERIOR
MILES DE DOLARES
2005-2009/10



NOTA: Los valores presentados son mensuales

FUENTE: SEIJAL, Sistema Estatal de Información Jalisco; en base a datos proporcionados por la S.H.C.P.

EXPORTACIONES DE JALISCO
MILES DE DOLARES
2005-2009/10



NOTA: Los valores presentados son mensuales

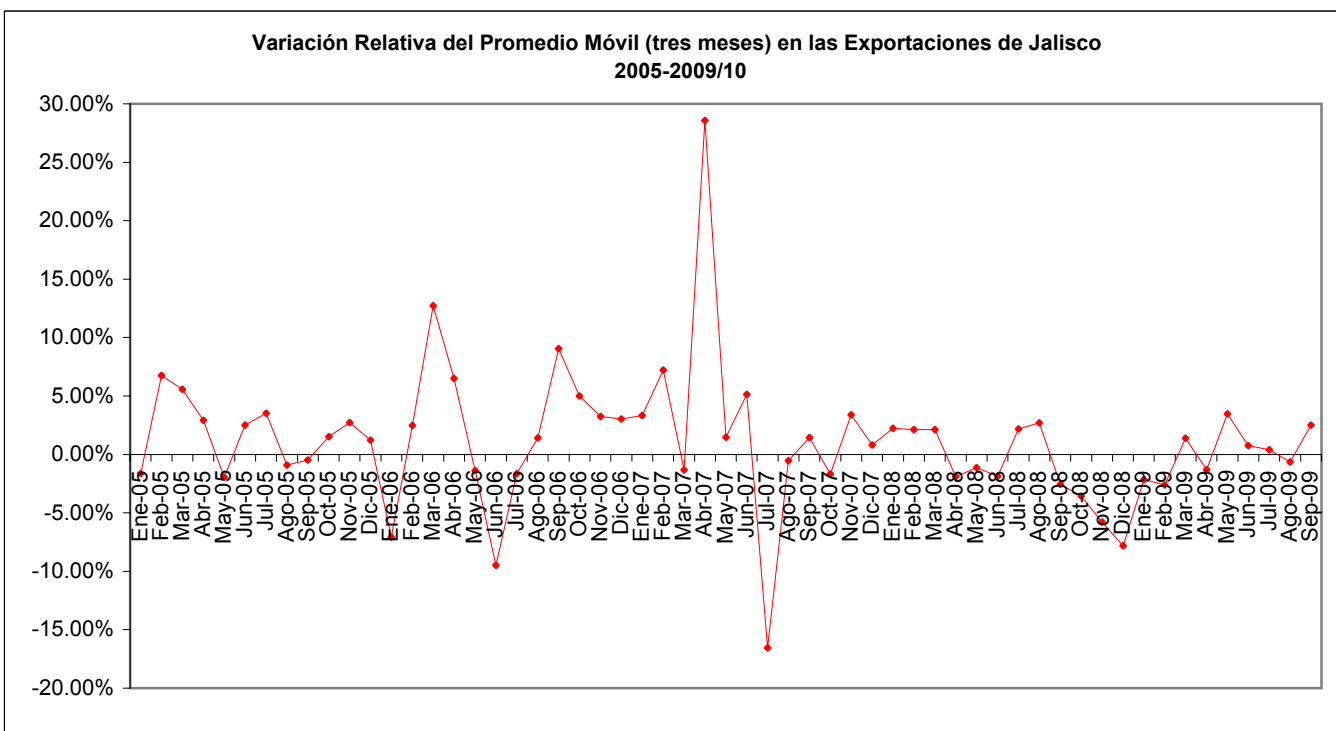
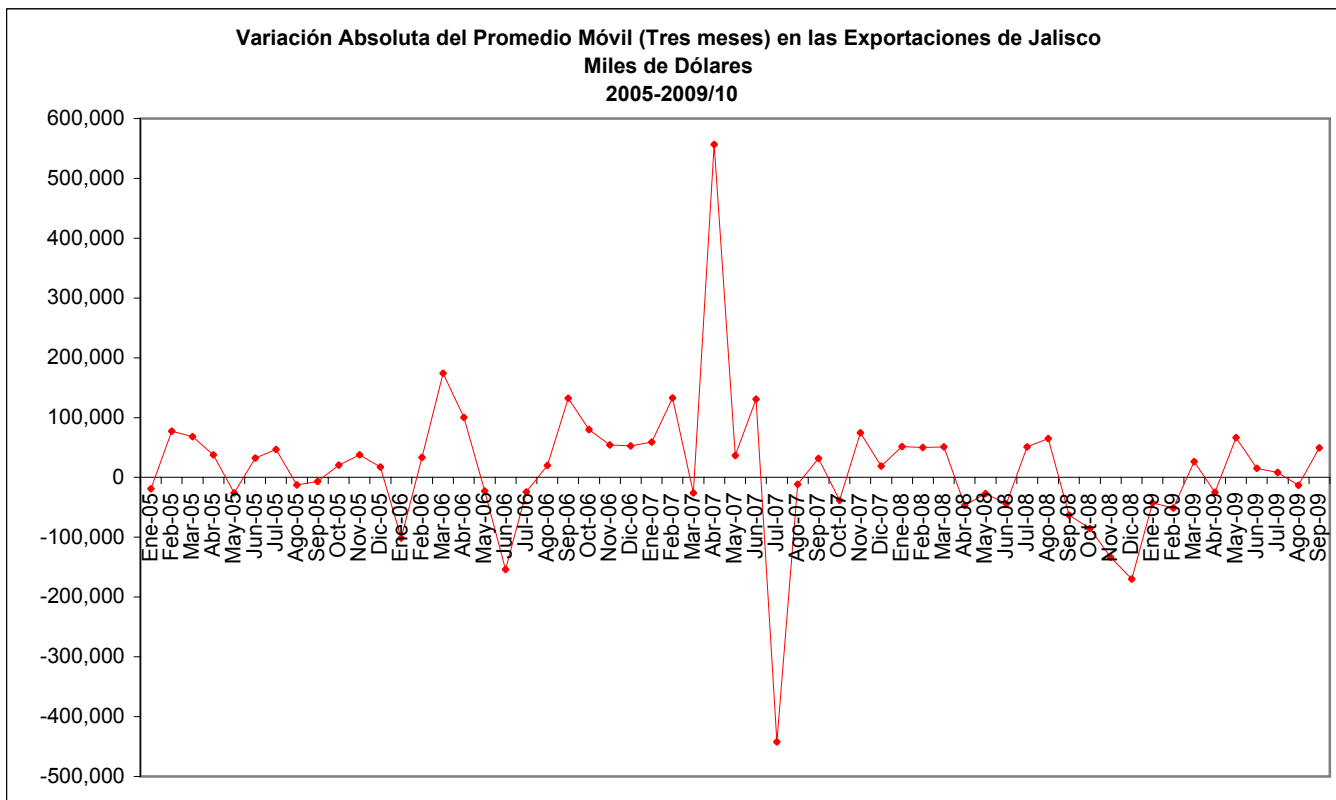
FUENTE: SEIJAL, Sistema Estatal de Información Jalisco; en base a datos proporcionados por la S.H.C.P.

EXPORTACIONES DE JALISCO
PROMEDIOS MOVILES (TRES MESES)
MILES DE DOLARES
2005-2009/10

Mes	Exportaciones	Promedio Móvil	Variaciones Absolutas Promedio Móvil	Variaciones Relativas Promedio Móvil
Ene-05	1,021,211	1,144,239	-18,850	-1.62%
Feb-05	1,247,963	1,221,658	77,420	6.77%
Mar-05	1,395,801	1,289,714	68,056	5.57%
Abr-05	1,225,379	1,327,253	37,539	2.91%
May-05	1,360,580	1,301,234	-26,019	-1.96%
Jun-05	1,317,744	1,333,805	32,571	2.50%
Jul-05	1,323,092	1,380,764	46,959	3.52%
Ago-05	1,501,457	1,368,298	-12,467	-0.90%
Sep-05	1,280,344	1,361,787	-6,511	-0.48%
Oct-05	1,303,560	1,382,366	20,579	1.51%
Nov-05	1,563,194	1,420,014	37,648	2.72%
Dic-05	1,393,287	1,437,263	17,249	1.21%
Ene-06	1,355,307	1,335,619	-101,643	-7.07%
Feb-06	1,258,264	1,368,819	33,199	2.49%
Mar-06	1,492,885	1,542,939	174,121	12.72%
Abr-06	1,877,669	1,643,177	100,238	6.50%
May-06	1,558,978	1,620,525	-22,652	-1.38%
Jun-06	1,424,928	1,466,888	-153,636	-9.48%
Jul-06	1,416,760	1,442,688	-24,200	-1.65%
Ago-06	1,486,377	1,462,911	20,223	1.40%
Sep-06	1,485,595	1,595,405	132,494	9.06%
Oct-06	1,814,241	1,675,340	79,935	5.01%
Nov-06	1,726,183	1,729,618	54,278	3.24%
Dic-06	1,648,429	1,782,075	52,457	3.03%
Ene-07	1,971,612	1,841,379	59,305	3.33%
Feb-07	1,904,097	1,974,356	132,977	7.22%
Mar-07	2,047,359	1,948,199	-26,157	-1.32%
Abr-07	1,893,141	2,504,917	556,718	28.58%
May-07	3,574,250	2,541,443	36,526	1.46%
Jun-07	2,156,937	2,672,068	130,625	5.14%
Jul-07	2,285,018	2,229,946	-442,123	-16.55%
Ago-07	2,247,883	2,218,228	-11,718	-0.53%
Sep-07	2,121,783	2,250,139	31,911	1.44%
Oct-07	2,380,752	2,212,006	-38,133	-1.69%
Nov-07	2,133,483	2,286,832	74,826	3.38%
Dic-07	2,346,260	2,305,579	18,748	0.82%
Ene-08	2,436,995	2,357,391	51,811	2.25%
Feb-08	2,288,917	2,407,413	50,022	2.12%
Mar-08	2,496,328	2,458,408	50,995	2.12%
Abr-08	2,589,979	2,411,488	-46,920	-1.91%
May-08	2,148,158	2,384,428	-27,060	-1.12%
Jun-08	2,415,147	2,340,092	-44,336	-1.86%
Jul-08	2,456,970	2,391,161	51,069	2.18%
Ago-08	2,301,366	2,455,976	64,814	2.71%
Sep-08	2,609,590	2,392,882	-63,094	-2.57%
Oct-08	2,267,688	2,307,624	-85,257	-3.56%
Nov-08	2,045,594	2,174,321	-133,303	-5.78%
Dic-08	2,209,681	2,004,303	-170,018	-7.82%
Ene-09	1,757,635	1,961,509	-42,795	-2.14%
Feb-09	1,917,210	1,910,339	-51,170	-2.61%
Mar-09	2,056,170	1,936,676	26,337	1.38%
Abr-09	1,836,648	1,911,747	-24,929	-1.29%
May-09	1,842,424	1,978,157	66,409	3.47%
Jun-09	2,255,398	1,993,373	15,216	0.77%
Jul-09	1,882,297	2,001,424	8,051	0.40%
Ago-09	1,866,578	1,988,454	-12,970	-0.65%
Sep-09	2,216,488	2,038,125	49,671	2.50%
Oct-09	2,031,309			

NOTA: Los valores presentados son mensuales

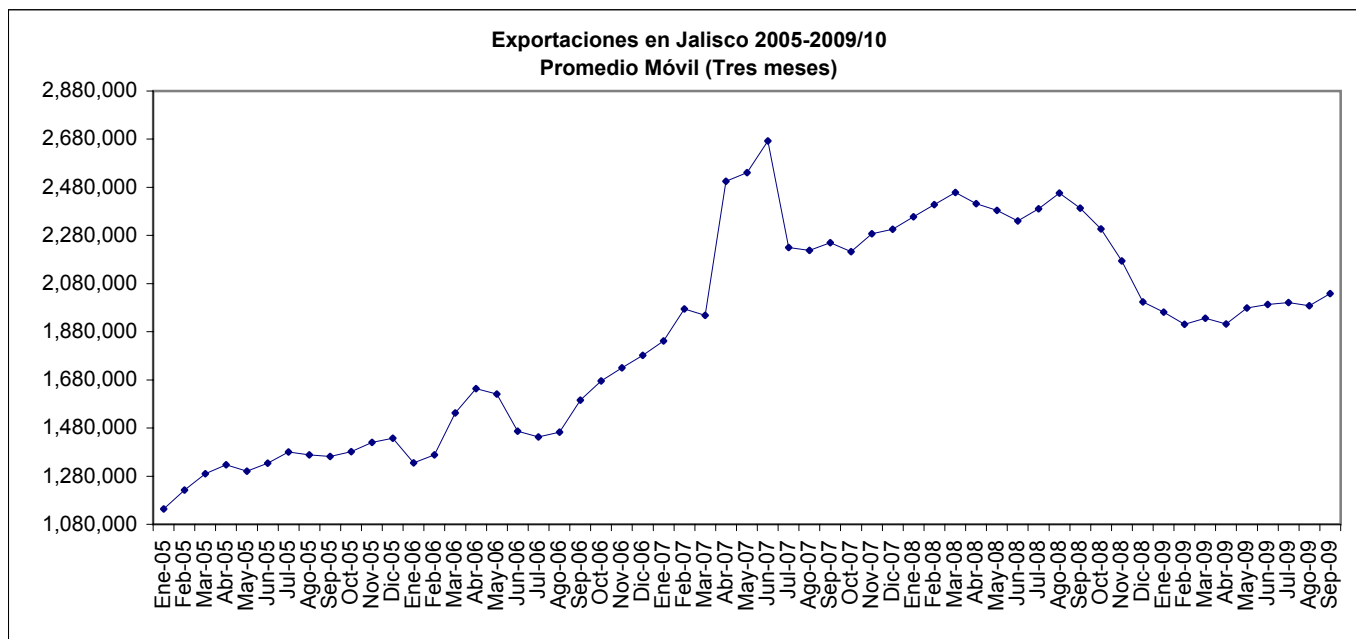
**EXPORTACIONES DE JALISCO
 PROMEDIOS MÓVILES (TRES MESES)
 MILES DE DOLARES
 2005-2009/10**



NOTA: Los valores presentados son mensuales

FUENTE: SEIJAL, Sistema Estatal de Información Jalisco; en base a datos proporcionados por la S.H.C.P.

**EXPORTACIONES DE JALISCO
 PROMEDIOS MOVILES (TRES MESES)
 MILES DE DOLARES
 2005-2009/10**



NOTA: Los valores presentados son mensuales

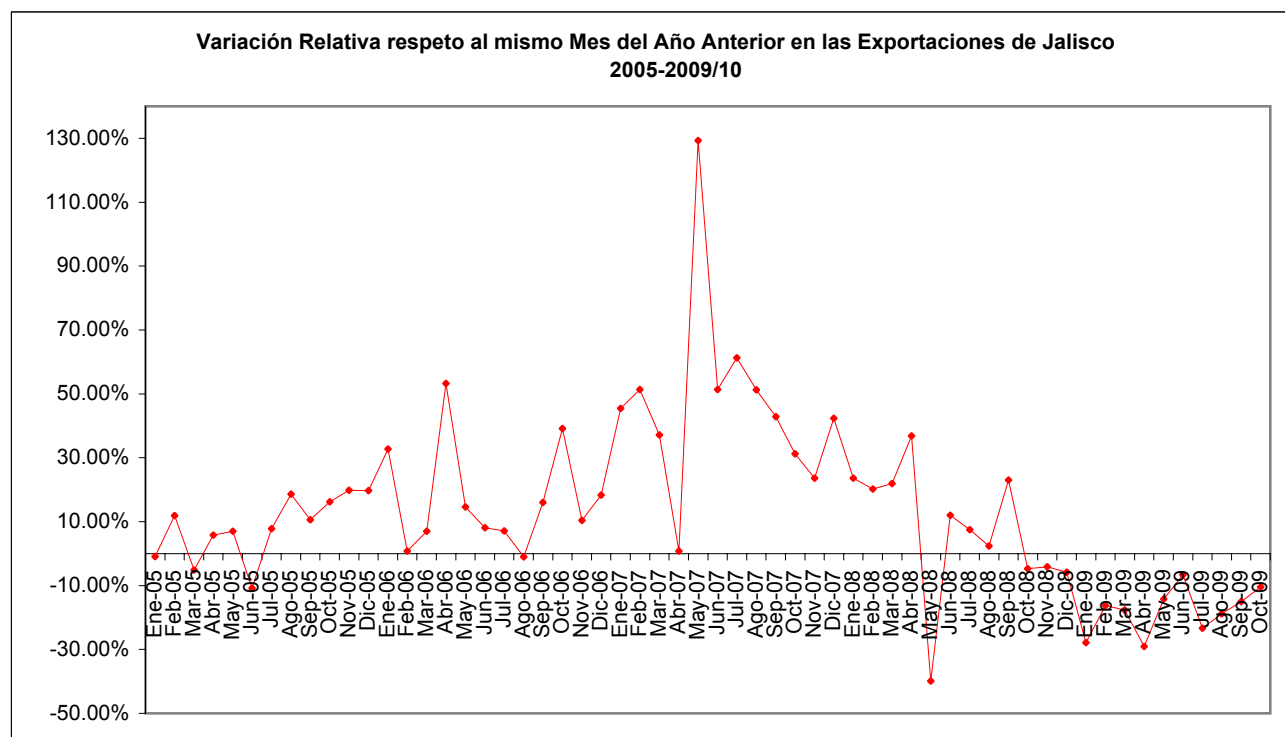
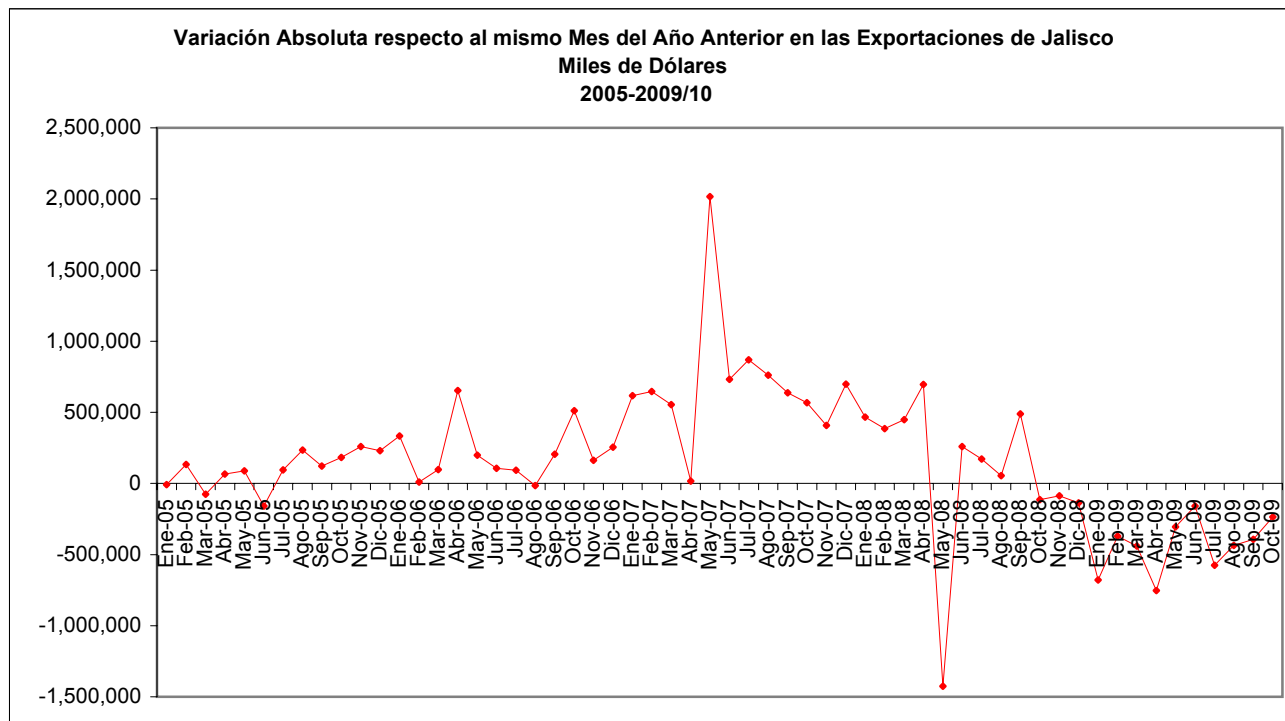
FUENTE: SEIJAL, Sistema Estatal de Información Jalisco; en base a datos proporcionados por la S.H.C.P.

EXPORTACIONES DE JALISCO
VARIACIONES RESPECTO AL MISMO MES DEL AÑO ANTERIOR
MILES DE DOLARES
2005-2009/10

Mes	Exportaciones	Variación Absoluta Mes Año Anterior	Variación Relativa Mes Año Anterior
Ene-05	1,021,211	-9,503	-0.92%
Feb-05	1,247,963	132,860	11.91%
Mar-05	1,395,801	-75,120	-5.11%
Abr-05	1,225,379	66,624	5.75%
May-05	1,360,580	89,241	7.02%
Jun-05	1,317,744	-160,265	-10.84%
Jul-05	1,323,092	95,087	7.74%
Ago-05	1,501,457	235,350	18.59%
Sep-05	1,280,344	122,580	10.59%
Oct-05	1,303,560	181,946	16.22%
Nov-05	1,563,194	258,681	19.83%
Dic-05	1,393,287	229,744	19.75%
Ene-06	1,355,307	334,096	32.72%
Feb-06	1,258,264	10,301	0.83%
Mar-06	1,492,885	97,084	6.96%
Abr-06	1,877,669	652,291	53.23%
May-06	1,558,978	198,398	14.58%
Jun-06	1,424,928	107,184	8.13%
Jul-06	1,416,760	93,668	7.08%
Ago-06	1,486,377	-15,080	-1.00%
Sep-06	1,485,595	205,252	16.03%
Oct-06	1,814,241	510,682	39.18%
Nov-06	1,726,183	162,989	10.43%
Dic-06	1,648,429	255,142	18.31%
Ene-07	1,971,612	616,305	45.47%
Feb-07	1,904,097	645,833	51.33%
Mar-07	2,047,359	554,474	37.14%
Abr-07	1,893,141	15,472	0.82%
May-07	3,574,250	2,015,273	129.27%
Jun-07	2,156,937	732,009	51.37%
Jul-07	2,285,018	868,258	61.28%
Ago-07	2,247,883	761,505	51.23%
Sep-07	2,121,783	636,188	42.82%
Oct-07	2,380,752	566,511	31.23%
Nov-07	2,133,483	407,300	23.60%
Dic-07	2,346,260	697,831	42.33%
Ene-08	2,436,995	465,382	23.60%
Feb-08	2,288,917	384,820	20.21%
Mar-08	2,496,328	448,969	21.93%
Abr-08	2,589,979	696,838	36.81%
May-08	2,148,158	-1,426,093	-39.90%
Jun-08	2,415,147	258,211	11.97%
Jul-08	2,456,970	171,952	7.53%
Ago-08	2,301,366	53,484	2.38%
Sep-08	2,609,590	487,807	22.99%
Oct-08	2,267,688	-113,064	-4.75%
Nov-08	2,045,594	-87,889	-4.12%
Dic-08	2,209,681	-136,579	-5.82%
Ene-09	1,757,635	-679,360	-27.88%
Feb-09	1,917,210	-371,707	-16.24%
Mar-09	2,056,170	-440,157	-17.63%
Abr-09	1,836,648	-753,331	-29.09%
May-09	1,842,424	-305,734	-14.23%
Jun-09	2,255,398	-159,749	-6.61%
Jul-09	1,882,297	-574,673	-23.39%
Ago-09	1,866,578	-434,788	-18.89%
Sep-09	2,216,488	-393,102	-15.06%
Oct-09	2,031,309	-236,379	-10.42%

NOTA: Los valores presentados son mensuales

EXPORTACIONES DE JALISCO
VARIACIONES RESPECTO AL MISMO MES DEL AÑO ANTERIOR
MILES DE DOLARES
2005-2009/10



NOTA: Los valores presentados son mensuales

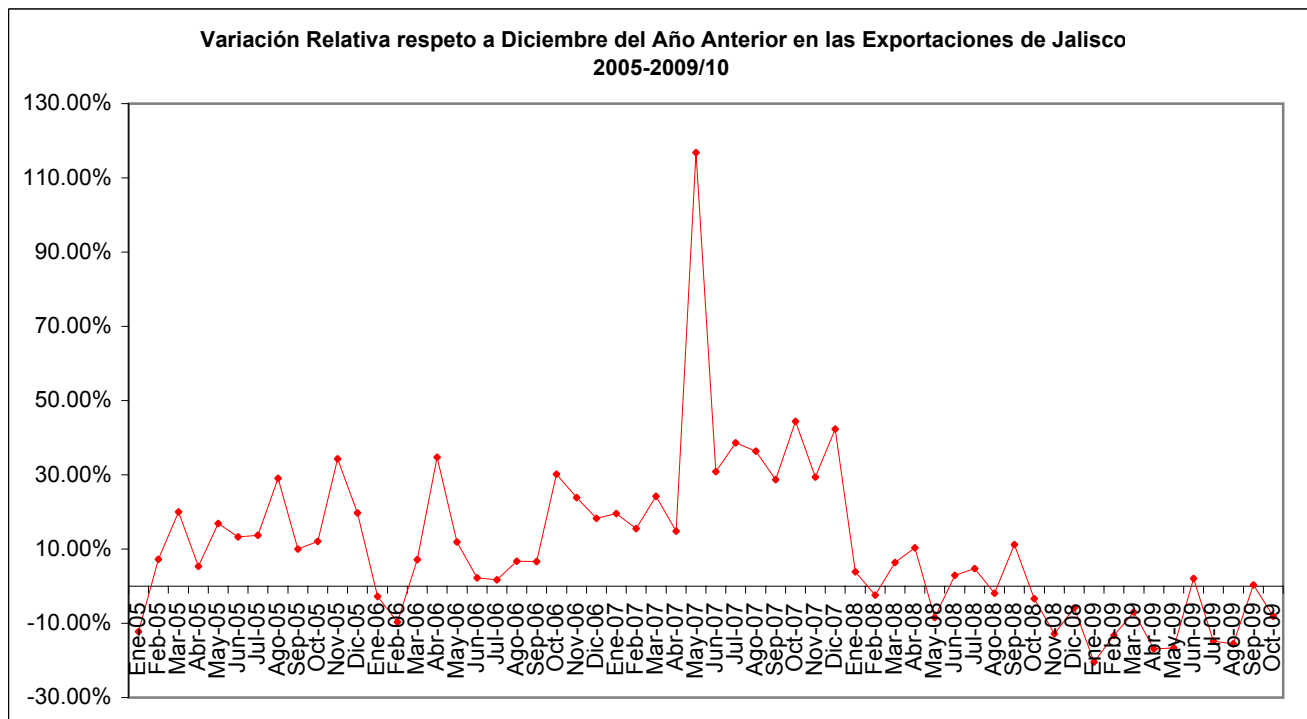
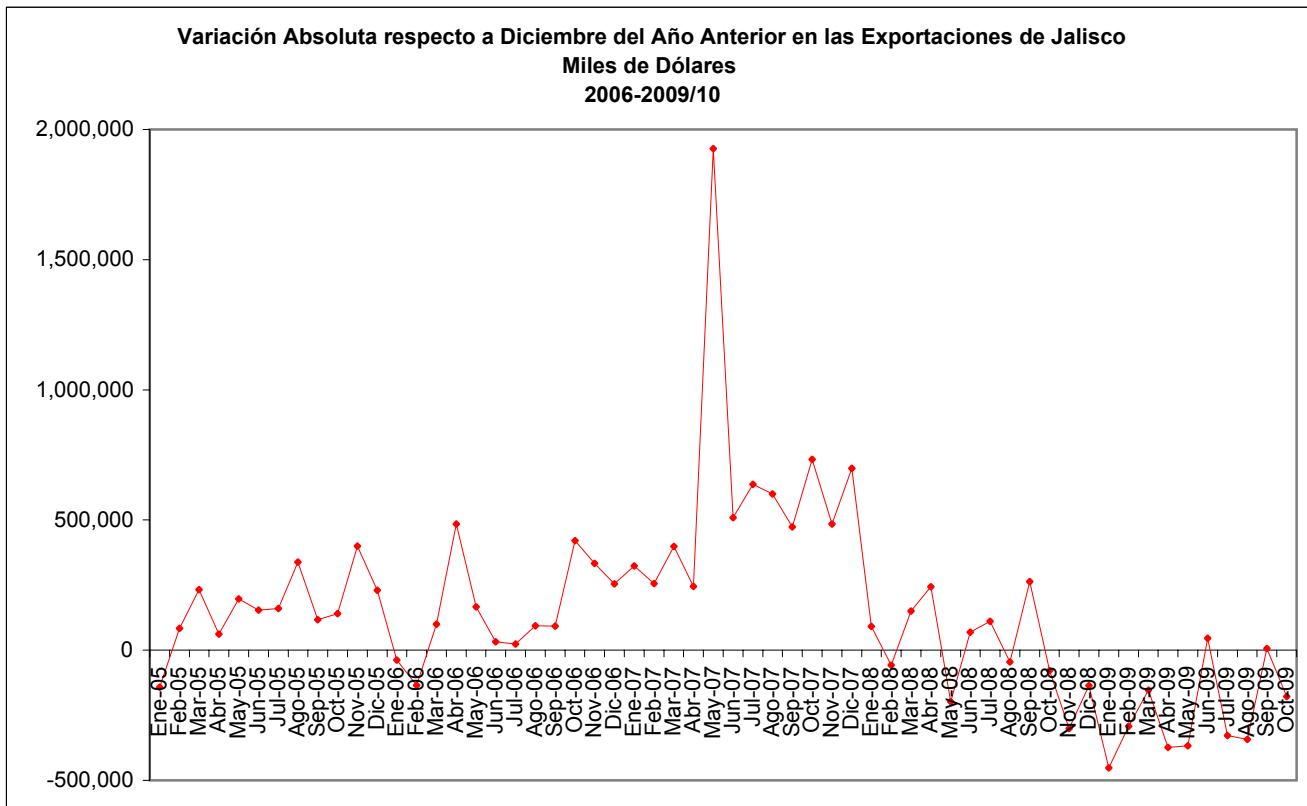
FUENTE: SEIJAL, Sistema Estatal de Información Jalisco; en base a datos proporcionados por la S.H.C.P.

EXPORTACIONES DE JALISCO
VARIACIONES RESPECTO DICIEMBRE DEL AÑO ANTERIOR
MILES DE DOLARES
2005-2009/10

Mes	Exportaciones	Variación Absoluta Respecto a Diciembre Año Anterior	Variación Relativa Respecto a Diciembre Año Anterior
Ene-05	1,021,211	-142,332	-12.23%
Feb-05	1,247,963	84,420	7.26%
Mar-05	1,395,801	232,259	19.96%
Abr-05	1,225,379	61,836	5.31%
May-05	1,360,580	197,037	16.93%
Jun-05	1,317,744	154,201	13.25%
Jul-05	1,323,092	159,549	13.71%
Ago-05	1,501,457	337,914	29.04%
Sep-05	1,280,344	116,801	10.04%
Oct-05	1,303,560	140,017	12.03%
Nov-05	1,563,194	399,652	34.35%
Dic-05	1,393,287	229,744	19.75%
Ene-06	1,355,307	-37,980	-2.73%
Feb-06	1,258,264	-135,023	-9.69%
Mar-06	1,492,885	99,598	7.15%
Abr-06	1,877,669	484,382	34.77%
May-06	1,558,978	165,691	11.89%
Jun-06	1,424,928	31,641	2.27%
Jul-06	1,416,760	23,473	1.68%
Ago-06	1,486,377	93,090	6.68%
Sep-06	1,485,595	92,309	6.63%
Oct-06	1,814,241	420,954	30.21%
Nov-06	1,726,183	332,896	23.89%
Dic-06	1,648,429	255,142	18.31%
Ene-07	1,971,612	323,184	19.61%
Feb-07	1,904,097	255,668	15.51%
Mar-07	2,047,359	398,930	24.20%
Abr-07	1,893,141	244,712	14.85%
May-07	3,574,250	1,925,821	116.83%
Jun-07	2,156,937	508,508	30.85%
Jul-07	2,285,018	636,589	38.62%
Ago-07	2,247,883	599,454	36.37%
Sep-07	2,121,783	473,354	28.72%
Oct-07	2,380,752	732,323	44.43%
Nov-07	2,133,483	485,054	29.43%
Dic-07	2,346,260	697,831	42.33%
Ene-08	2,436,995	90,735	3.87%
Feb-08	2,288,917	-57,343	-2.44%
Mar-08	2,496,328	150,067	6.40%
Abr-08	2,589,979	243,719	10.39%
May-08	2,148,158	-198,102	-8.44%
Jun-08	2,415,147	68,887	2.94%
Jul-08	2,456,970	110,710	4.72%
Ago-08	2,301,366	-44,894	-1.91%
Sep-08	2,609,590	263,330	11.22%
Oct-08	2,267,688	-78,572	-3.35%
Nov-08	2,045,594	-300,666	-12.81%
Dic-08	2,209,681	-136,579	-5.82%
Ene-09	1,757,635	-452,045	-20.46%
Feb-09	1,917,210	-292,471	-13.24%
Mar-09	2,056,170	-153,510	-6.95%
Abr-09	1,836,648	-373,033	-16.88%
May-09	1,842,424	-367,257	-16.62%
Jun-09	2,255,398	45,718	2.07%
Jul-09	1,882,297	-327,384	-14.82%
Ago-09	1,866,578	-343,103	-15.53%
Sep-09	2,216,488	6,807	0.31%
Oct-09	2,031,309	-178,371	-8.07%

NOTA: Los valores presentados son mensuales

EXPORTACIONES DE JALISCO
VARIACIONES RESPECTO DICIEMBRE DEL AÑO ANTERIOR
MILES DE DOLARES
2005-2009/10



NOTA: Los valores presentados son mensuales

FUENTE: SEIJAL, Sistema Estatal de Información Jalisco; en base a datos proporcionados por la S.H.C.P.