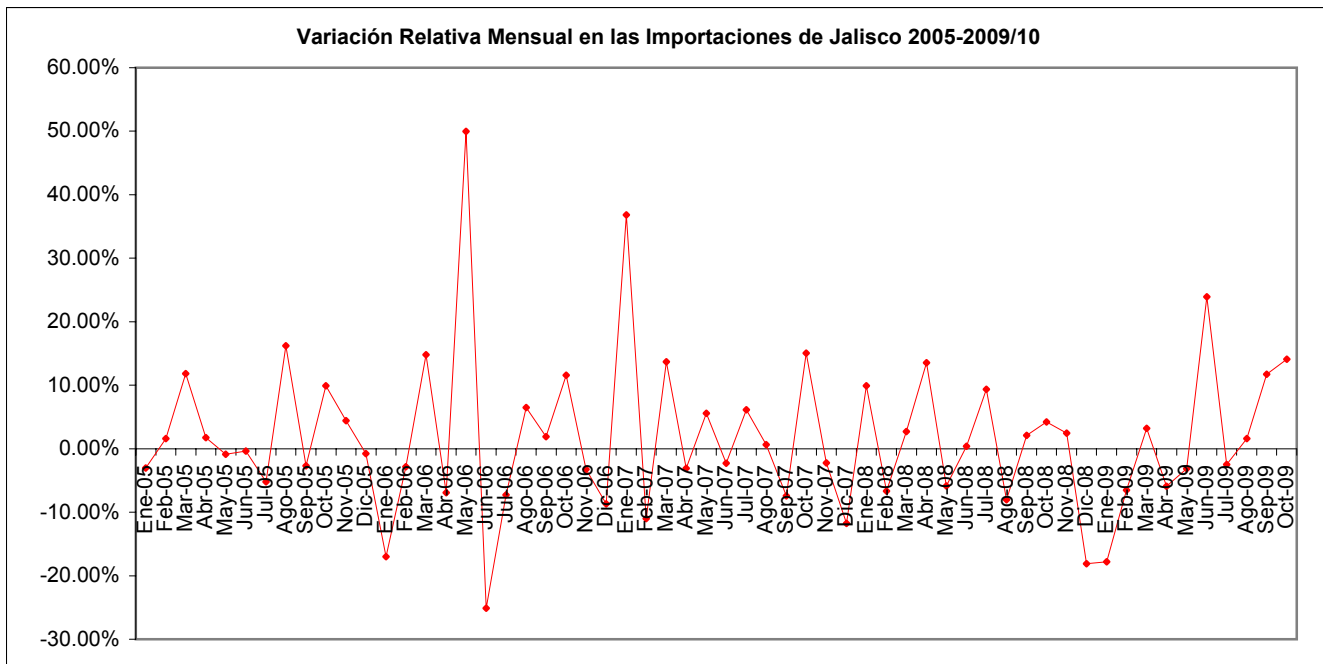
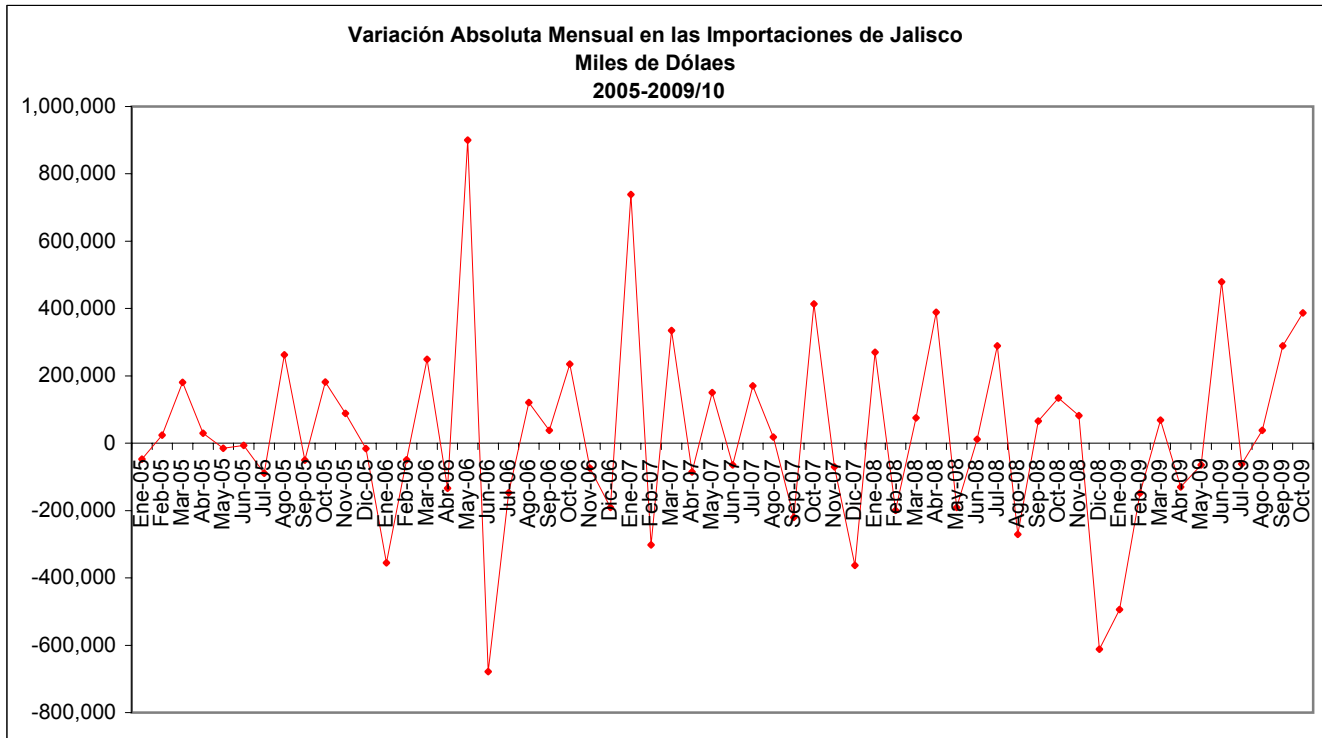


IMPORTACIONES DE JALISCO
VARIACIONES RESPECTO AL MES ANTERIOR
MILES DE DOLARES
2005-2009/10

Mes	Importaciones	Variación Absoluta Mes Anterior	Variación Relativa Mes Anterior
Ene-05	1,501,216	-46,931	-3.03%
Feb-05	1,524,819	23,602	1.57%
Mar-05	1,705,331	180,512	11.84%
Abr-05	1,735,207	29,876	1.75%
May-05	1,719,903	-15,304	-0.88%
Jun-05	1,713,471	-6,432	-0.37%
Jul-05	1,624,282	-89,189	-5.21%
Ago-05	1,887,163	262,881	16.18%
Sep-05	1,836,734	-50,429	-2.67%
Oct-05	2,018,428	181,693	9.89%
Nov-05	2,107,314	88,886	4.40%
Dic-05	2,091,478	-15,836	-0.75%
Ene-06	1,735,814	-355,664	-17.01%
Feb-06	1,686,169	-49,645	-2.86%
Mar-06	1,935,376	249,208	14.78%
Abr-06	1,801,587	-133,789	-6.91%
May-06	2,701,976	900,389	49.98%
Jun-06	2,023,472	-678,504	-25.11%
Jul-06	1,876,750	-146,722	-7.25%
Ago-06	1,997,964	121,214	6.46%
Sep-06	2,036,099	38,135	1.91%
Oct-06	2,271,299	235,200	11.55%
Nov-06	2,197,781	-73,517	-3.24%
Dic-06	2,006,697	-191,084	-8.69%
Ene-07	2,745,588	738,891	36.82%
Feb-07	2,443,873	-301,715	-10.99%
Mar-07	2,779,028	335,155	13.71%
Abr-07	2,693,702	-85,327	-3.07%
May-07	2,844,453	150,751	5.60%
Jun-07	2,779,841	-64,612	-2.27%
Jul-07	2,950,602	170,762	6.14%
Ago-07	2,968,908	18,305	0.62%
Sep-07	2,748,340	-220,568	-7.43%
Oct-07	3,162,421	414,081	15.07%
Nov-07	3,092,048	-70,374	-2.23%
Dic-07	2,728,875	-363,173	-11.75%
Ene-08	2,999,165	270,290	9.90%
Feb-08	2,799,627	-199,538	-6.65%
Mar-08	2,874,991	75,364	2.69%
Abr-08	3,263,879	388,888	13.53%
May-08	3,073,000	-190,880	-5.85%
Jun-08	3,084,297	11,298	0.37%
Jul-08	3,373,565	289,268	9.38%
Ago-08	3,102,622	-270,943	-8.03%
Sep-08	3,168,436	65,814	2.12%
Oct-08	3,302,278	133,841	4.22%
Nov-08	3,383,963	81,685	2.47%
Dic-08	2,771,707	-612,256	-18.09%
Ene-09	2,277,712	-493,995	-17.82%
Feb-09	2,129,337	-148,375	-6.51%
Mar-09	2,197,881	68,544	3.22%
Abr-09	2,067,573	-130,308	-5.93%
May-09	2,002,803	-64,770	-3.13%
Jun-09	2,482,025	479,221	23.93%
Jul-09	2,420,818	-61,207	-2.47%
Ago-09	2,459,456	38,638	1.60%
Sep-09	2,748,285	288,829	11.74%
Oct-09	3,135,089	386,804	14.07%

NOTA: Los valores presentados son mensuales

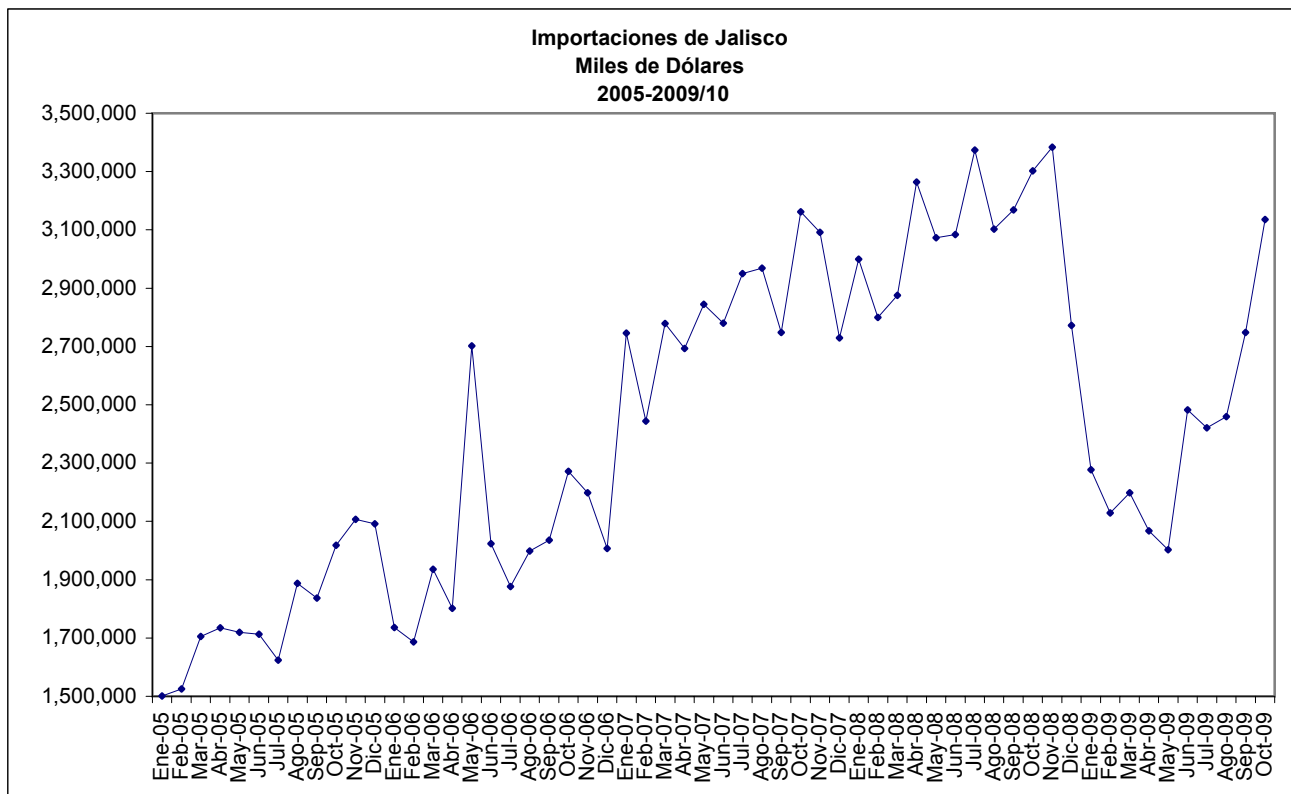
**IMPORTACIONES DE JALISCO
VARIACIONES RESPECTO AL MES ANTERIOR
MILES DE DOLARES
2005-2009/10**



NOTA: Los valores presentados son mensuales

FUENTE: SEIJAL, Sistema Estatal de Información Jalisco; en base a datos proporcionados por la S.H.C.P.

**IMPORTACIONES DE JALISCO
MILES DE DOLARES
2005-2009/10**



NOTA: Los valores presentados son mensuales

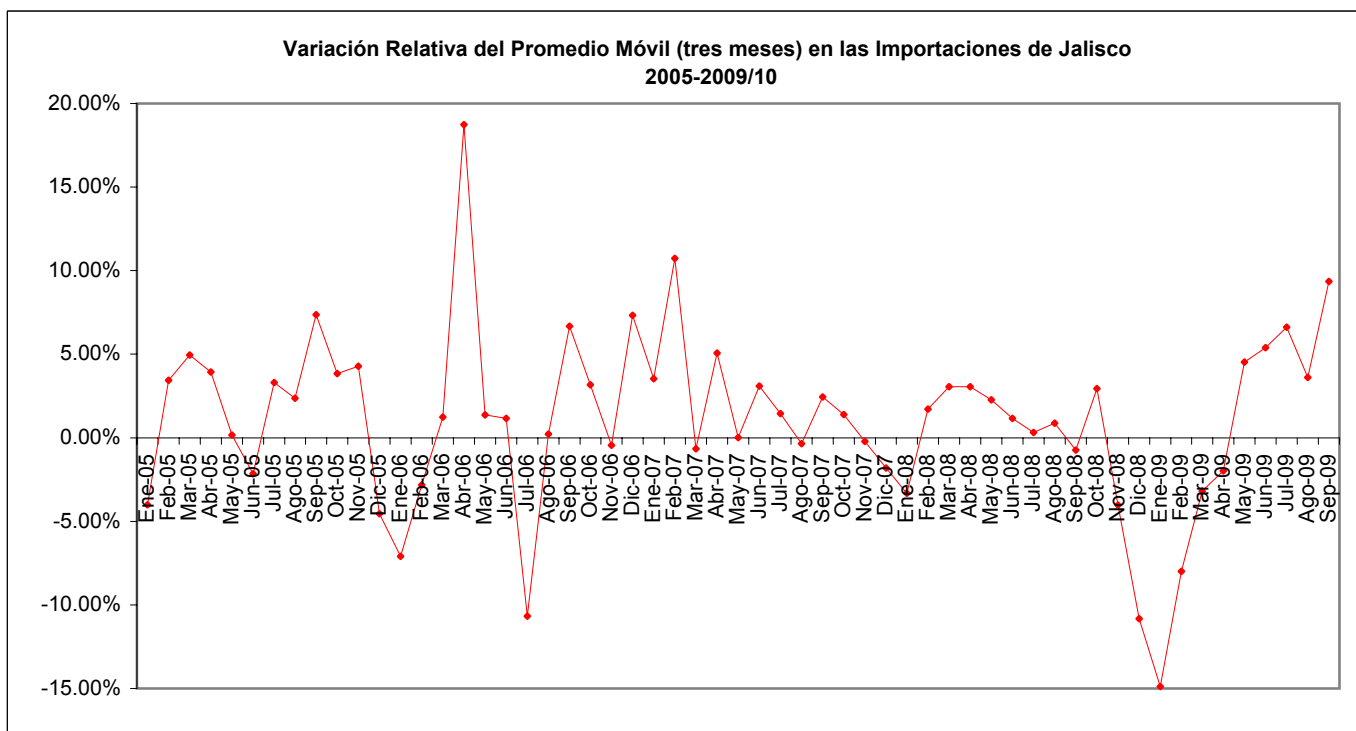
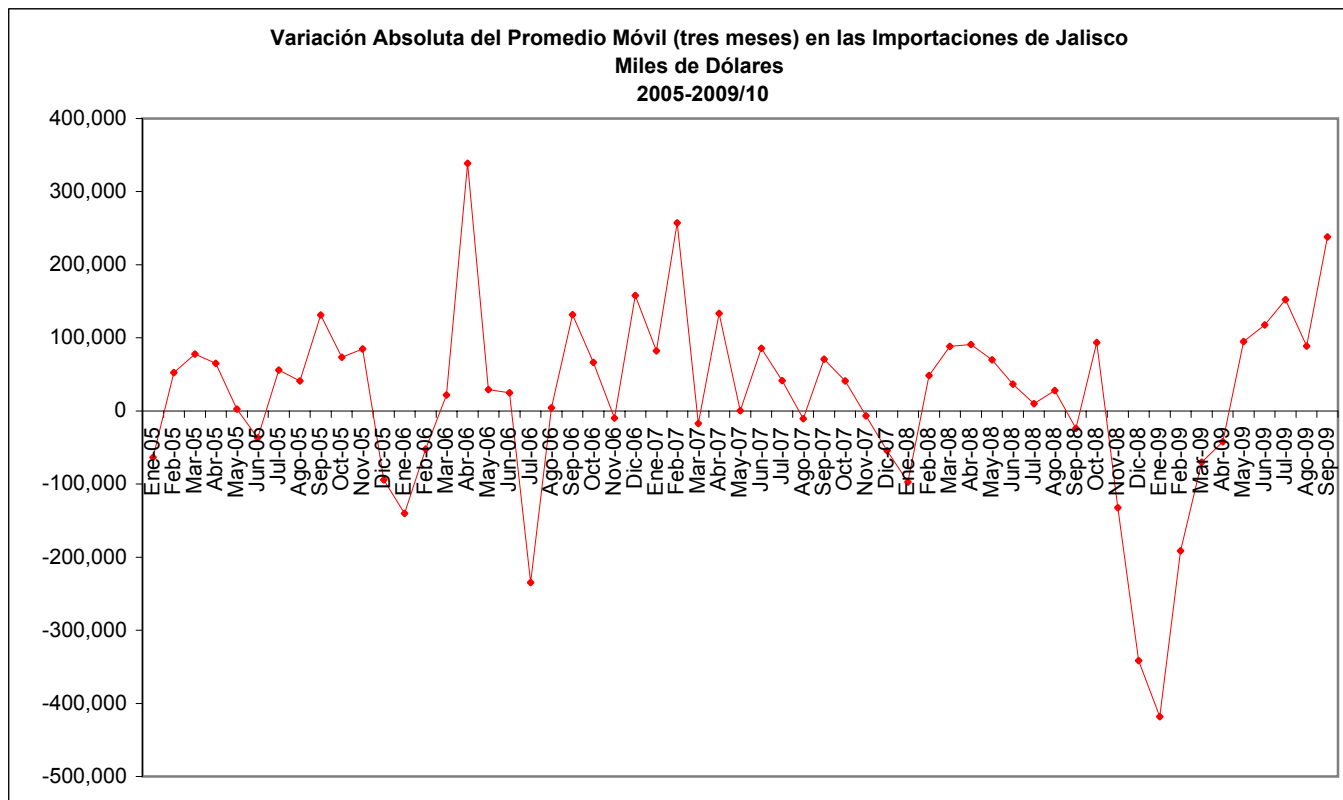
FUENTE: SEIJAL, Sistema Estatal de Información Jalisco; en base a datos proporcionados por la S.H.C.P.

IMPORTACIONES DE JALISCO
PROMEDIOS MOVILES (TRES MESES)
MILES DE DOLARES
2005-2009/10

Mes	Importaciones	Promedio Móvil	Variaciones Absolutas Promedio Móvil	Variaciones Relativas Promedio Móvil
Ene-05	1,501,216	1,524,728	-63,725	-4.01%
Feb-05	1,524,819	1,577,122	52,395	3.44%
Mar-05	1,705,331	1,655,119	77,997	4.95%
Abr-05	1,735,207	1,720,147	65,028	3.93%
May-05	1,719,903	1,722,861	2,713	0.16%
Jun-05	1,713,471	1,685,886	-36,975	-2.15%
Jul-05	1,624,282	1,741,639	55,753	3.31%
Ago-05	1,887,163	1,782,727	41,088	2.36%
Sep-05	1,836,734	1,914,108	131,382	7.37%
Oct-05	2,018,428	1,987,492	73,384	3.83%
Nov-05	2,107,314	2,072,406	84,915	4.27%
Dic-05	2,091,478	1,978,202	-94,205	-4.55%
Ene-06	1,735,814	1,837,820	-140,382	-7.10%
Feb-06	1,686,169	1,785,786	-52,034	-2.83%
Mar-06	1,935,376	1,807,711	21,924	1.23%
Abr-06	1,801,587	2,146,313	338,602	18.73%
May-06	2,701,976	2,175,678	29,365	1.37%
Jun-06	2,023,472	2,200,733	25,054	1.15%
Jul-06	1,876,750	1,966,062	-234,671	-10.66%
Ago-06	1,997,964	1,970,271	4,209	0.21%
Sep-06	2,036,099	2,101,787	131,516	6.68%
Oct-06	2,271,299	2,168,393	66,606	3.17%
Nov-06	2,197,781	2,158,592	-9,801	-0.45%
Dic-06	2,006,697	2,316,689	158,096	7.32%
Ene-07	2,745,588	2,398,719	82,031	3.54%
Feb-07	2,443,873	2,656,163	257,444	10.73%
Mar-07	2,779,028	2,638,868	-17,295	-0.65%
Abr-07	2,693,702	2,772,394	133,526	5.06%
May-07	2,844,453	2,772,665	271	0.01%
Jun-07	2,779,841	2,858,298	85,633	3.09%
Jul-07	2,950,602	2,899,784	41,485	1.45%
Ago-07	2,968,908	2,889,283	-10,500	-0.36%
Sep-07	2,748,340	2,959,890	70,606	2.44%
Oct-07	3,162,421	3,000,936	41,047	1.39%
Nov-07	3,092,048	2,994,448	-6,488	-0.22%
Dic-07	2,728,875	2,940,029	-54,419	-1.82%
Ene-08	2,999,165	2,842,556	-97,474	-3.32%
Feb-08	2,799,627	2,891,261	48,705	1.71%
Mar-08	2,874,991	2,979,499	88,238	3.05%
Abr-08	3,263,879	3,070,623	91,124	3.06%
May-08	3,073,000	3,140,392	69,769	2.27%
Jun-08	3,084,297	3,176,954	36,562	1.16%
Jul-08	3,373,565	3,186,828	9,874	0.31%
Ago-08	3,102,622	3,214,875	28,046	0.88%
Sep-08	3,168,436	3,191,112	-23,763	-0.74%
Oct-08	3,302,278	3,284,892	93,780	2.94%
Nov-08	3,383,963	3,152,649	-132,243	-4.03%
Dic-08	2,771,707	2,811,127	-341,522	-10.83%
Ene-09	2,277,712	2,392,918	-418,209	-14.88%
Feb-09	2,129,337	2,201,643	-191,275	-7.99%
Mar-09	2,197,881	2,131,597	-70,046	-3.18%
Abr-09	2,067,573	2,089,419	-42,178	-1.98%
May-09	2,002,803	2,184,134	94,715	4.53%
Jun-09	2,482,025	2,301,882	117,748	5.39%
Jul-09	2,420,818	2,454,100	152,218	6.61%
Ago-09	2,459,456	2,542,853	88,754	3.62%
Sep-09	2,748,285	2,780,944	238,091	9.36%
Oct-09	3,135,089			

NOTA: Los valores presentados son mensuales

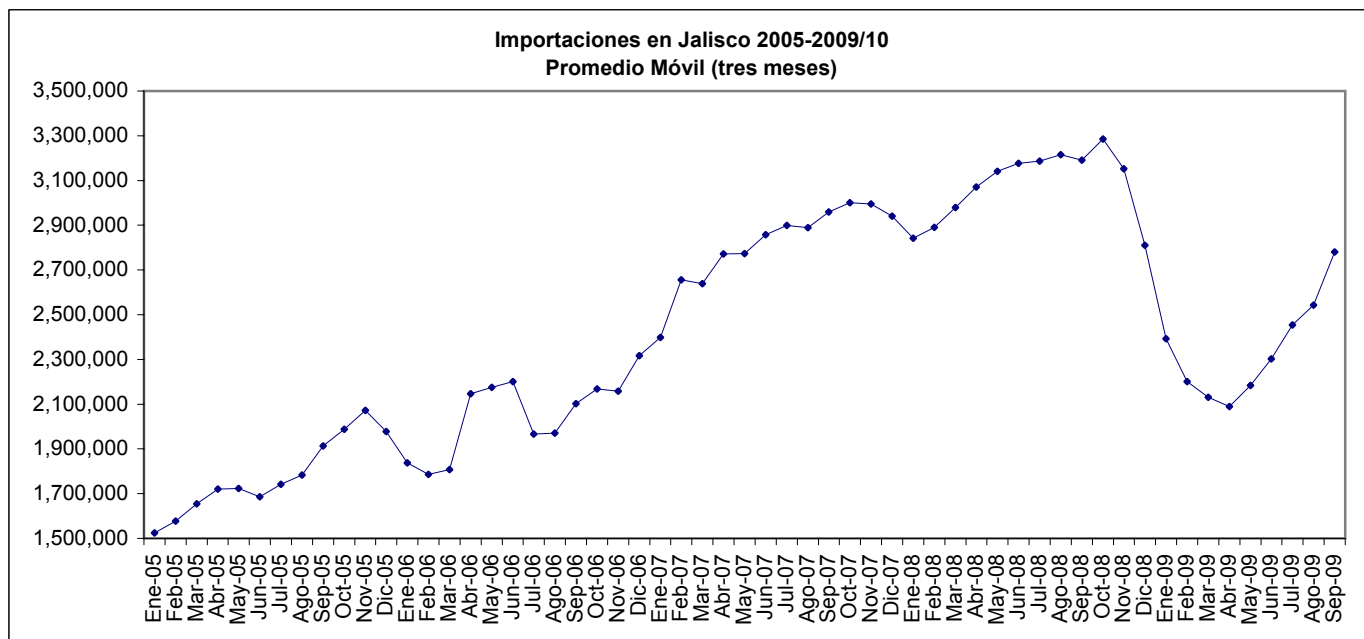
**IMPORTACIONES DE JALISCO
 PROMEDIOS MOVILES (TRES MESES)
 MILES DE DOLARES
 2005-2009/10**



NOTA: Los valores presentados son mensuales

FUENTE: SEIJAL, Sistema Estatal de Información Jalisco; en base a datos proporcionados por la S.H.C.P.

**IMPORTACIONES DE JALISCO
 PROMEDIOS MOVILES (TRES MESES)
 MILES DE DOLARES
 2005-2009/10**



NOTA: Los valores presentados son mensuales

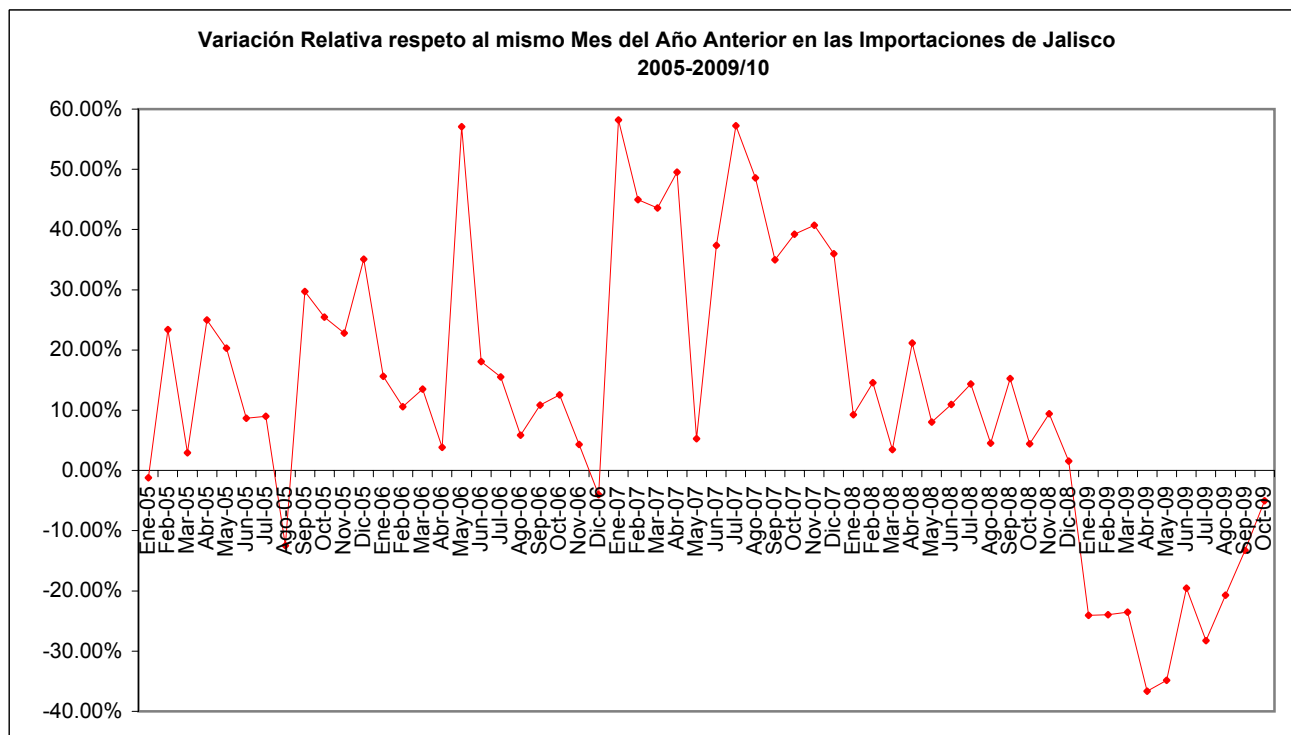
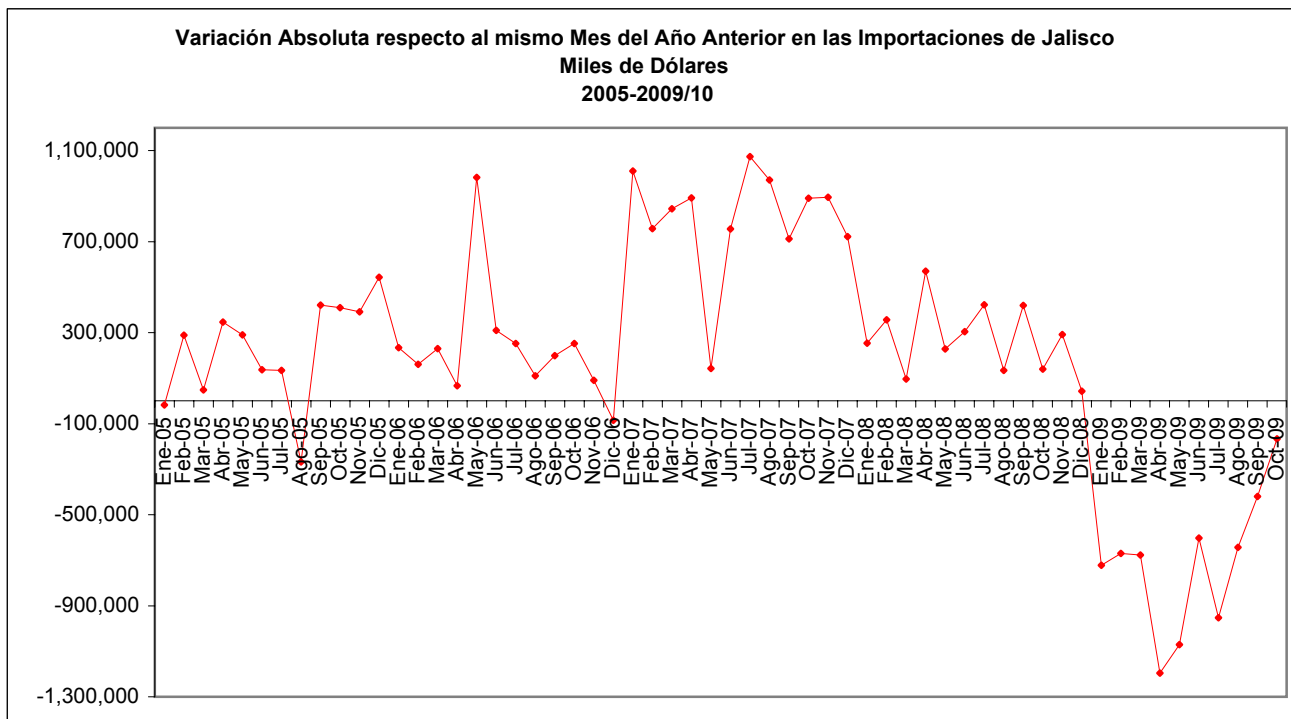
FUENTE: SEIJAL, Sistema Estatal de Información Jalisco; en base a datos proporcionados por la S.H.C.P.

IMPORTACIONES DE JALISCO
VARIACIONES RESPECTO AL MISMO MES DEL AÑO ANTERIOR
MILES DE DOLARES
2005-2009/10

Mes	Importaciones	Variación Absoluta Mes Año Anterior	Variación Relativa Mes Año Anterior
Ene-05	1,501,216	-18,185	-1.20%
Feb-05	1,524,819	288,799	23.37%
Mar-05	1,705,331	48,933	2.95%
Abr-05	1,735,207	347,045	25.00%
May-05	1,719,903	290,020	20.28%
Jun-05	1,713,471	136,643	8.67%
Jul-05	1,624,282	134,023	8.99%
Ago-05	1,887,163	-268,553	-12.46%
Sep-05	1,836,734	420,624	29.70%
Oct-05	2,018,428	409,431	25.45%
Nov-05	2,107,314	391,321	22.80%
Dic-05	2,091,478	543,330	35.10%
Ene-06	1,735,814	234,597	15.63%
Feb-06	1,686,169	161,350	10.58%
Mar-06	1,935,376	230,045	13.49%
Abr-06	1,801,587	66,380	3.83%
May-06	2,701,976	982,072	57.10%
Jun-06	2,023,472	310,001	18.09%
Jul-06	1,876,750	252,468	15.54%
Ago-06	1,997,964	110,801	5.87%
Sep-06	2,036,099	199,364	10.85%
Oct-06	2,271,299	252,871	12.53%
Nov-06	2,197,781	90,468	4.29%
Dic-06	2,006,697	-84,781	-4.05%
Ene-07	2,745,588	1,009,774	58.17%
Feb-07	2,443,873	757,704	44.94%
Mar-07	2,779,028	843,652	43.59%
Abr-07	2,693,702	892,115	49.52%
May-07	2,844,453	142,477	5.27%
Jun-07	2,779,841	756,369	37.38%
Jul-07	2,950,602	1,073,852	57.22%
Ago-07	2,968,908	970,944	48.60%
Sep-07	2,748,340	712,241	34.98%
Oct-07	3,162,421	891,123	39.23%
Nov-07	3,092,048	894,267	40.69%
Dic-07	2,728,875	722,178	35.99%
Ene-08	2,999,165	253,577	9.24%
Feb-08	2,799,627	355,754	14.56%
Mar-08	2,874,991	95,962	3.45%
Abr-08	3,263,879	570,177	21.17%
May-08	3,073,000	228,547	8.03%
Jun-08	3,084,297	304,457	10.95%
Jul-08	3,373,565	422,963	14.33%
Ago-08	3,102,622	133,714	4.50%
Sep-08	3,168,436	420,096	15.29%
Oct-08	3,302,278	139,856	4.42%
Nov-08	3,383,963	291,915	9.44%
Dic-08	2,771,707	42,832	1.57%
Ene-09	2,277,712	-721,453	-24.06%
Feb-09	2,129,337	-670,290	-23.94%
Mar-09	2,197,881	-677,110	-23.55%
Abr-09	2,067,573	-1,196,306	-36.65%
May-09	2,002,803	-1,070,196	-34.83%
Jun-09	2,482,025	-602,273	-19.53%
Jul-09	2,420,818	-952,748	-28.24%
Ago-09	2,459,456	-643,166	-20.73%
Sep-09	2,748,285	-420,151	-13.26%
Oct-09	3,135,089	-167,188	-5.06%

NOTA: Los valores presentados son mensuales

IMPORTACIONES DE JALISCO
VARIACIONES RESPECTO AL MISMO MES DEL AÑO ANTERIOR
MILES DE DOLARES
2005-2009/10



NOTA: Los valores presentados son mensuales

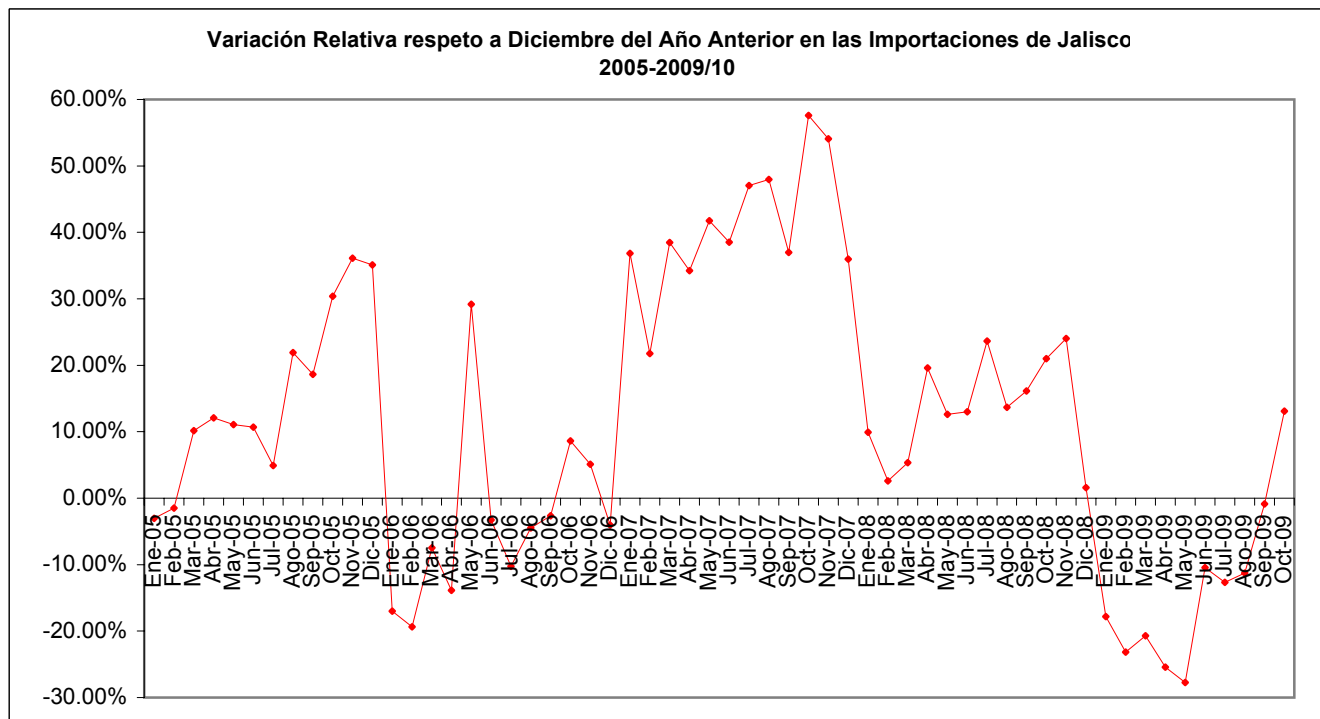
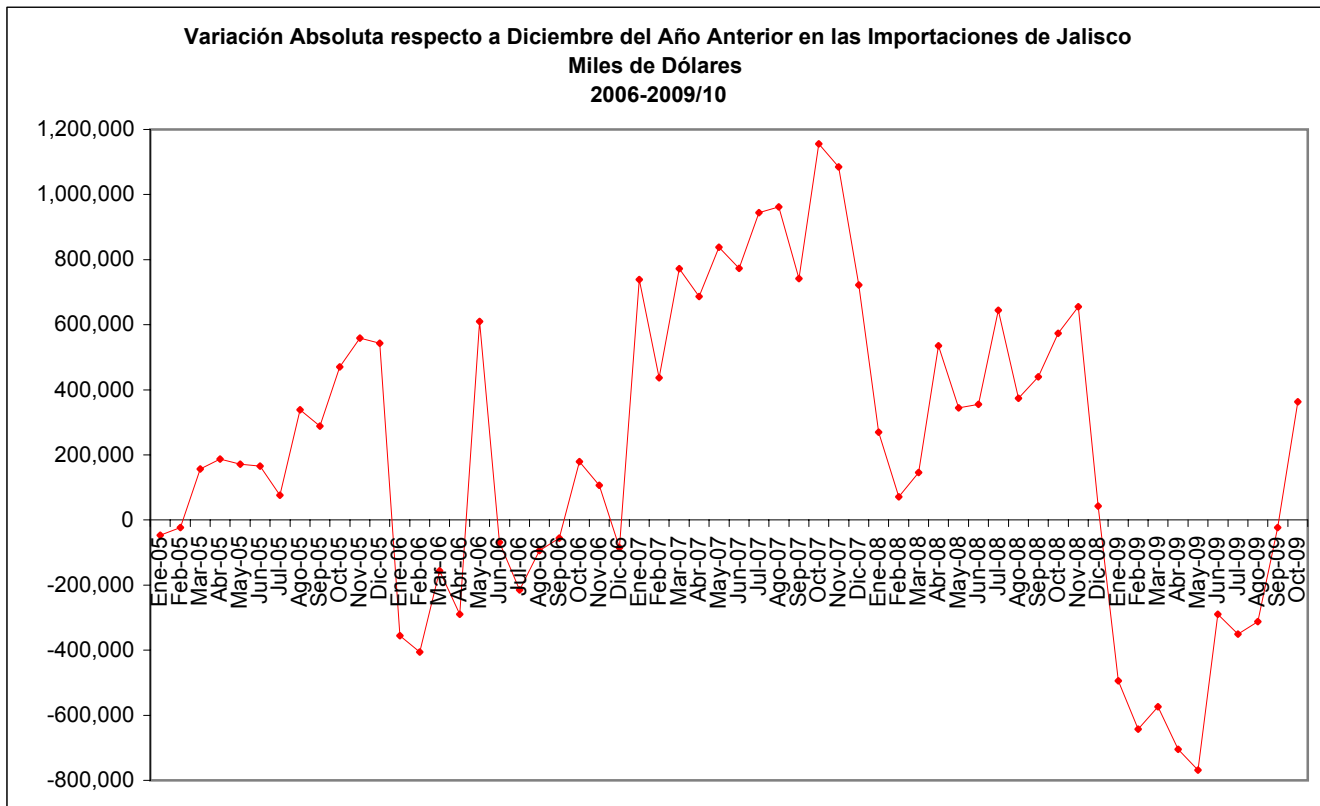
FUENTE: SEIJAL, Sistema Estatal de Información Jalisco; en base a datos proporcionados por la S.H.C.P.

IMPORTACIONES DE JALISCO
VARIACIONES RESPECTO DICIEMBRE DEL AÑO ANTERIOR
MILES DE DOLARES
2005-2009/10

Mes	Importaciones	Variación Absoluta Respecto a Diciembre Año Anterior	Variación Relativa Respecto a Diciembre Año Anterior
Ene-05	1,501,216	-46,931	-3.03%
Feb-05	1,524,819	-23,329	-1.51%
Mar-05	1,705,331	157,184	10.15%
Abr-05	1,735,207	187,060	12.08%
May-05	1,719,903	171,756	11.09%
Jun-05	1,713,471	165,323	10.68%
Jul-05	1,624,282	76,134	4.92%
Ago-05	1,887,163	339,015	21.90%
Sep-05	1,836,734	288,587	18.64%
Oct-05	2,018,428	470,280	30.38%
Nov-05	2,107,314	559,166	36.12%
Dic-05	2,091,478	543,330	35.10%
Ene-06	1,735,814	-355,664	-17.01%
Feb-06	1,686,169	-405,309	-19.38%
Mar-06	1,935,376	-156,101	-7.46%
Abr-06	1,801,587	-289,891	-13.86%
May-06	2,701,976	610,498	29.19%
Jun-06	2,023,472	-68,006	-3.25%
Jul-06	1,876,750	-214,728	-10.27%
Ago-06	1,997,964	-93,514	-4.47%
Sep-06	2,036,099	-55,379	-2.65%
Oct-06	2,271,299	179,821	8.60%
Nov-06	2,197,781	106,303	5.08%
Dic-06	2,006,697	-84,781	-4.05%
Ene-07	2,745,588	738,891	36.82%
Feb-07	2,443,873	437,176	21.79%
Mar-07	2,779,028	772,331	38.49%
Abr-07	2,693,702	687,005	34.24%
May-07	2,844,453	837,756	41.75%
Jun-07	2,779,841	773,143	38.53%
Jul-07	2,950,602	943,905	47.04%
Ago-07	2,968,908	962,211	47.95%
Sep-07	2,748,340	741,643	36.96%
Oct-07	3,162,421	1,155,724	57.59%
Nov-07	3,092,048	1,085,351	54.09%
Dic-07	2,728,875	722,178	35.99%
Ene-08	2,999,165	270,290	9.90%
Feb-08	2,799,627	70,752	2.59%
Mar-08	2,874,991	146,116	5.35%
Abr-08	3,263,879	535,004	19.61%
May-08	3,073,000	344,125	12.61%
Jun-08	3,084,297	355,422	13.02%
Jul-08	3,373,565	644,690	23.62%
Ago-08	3,102,622	373,747	13.70%
Sep-08	3,168,436	439,561	16.11%
Oct-08	3,302,278	573,403	21.01%
Nov-08	3,383,963	655,088	24.01%
Dic-08	2,771,707	42,832	1.57%
Ene-09	2,277,712	-493,995	-17.82%
Feb-09	2,129,337	-642,370	-23.18%
Mar-09	2,197,881	-573,826	-20.70%
Abr-09	2,067,573	-704,133	-25.40%
May-09	2,002,803	-768,903	-27.74%
Jun-09	2,482,025	-289,682	-10.45%
Jul-09	2,420,818	-350,889	-12.66%
Ago-09	2,459,456	-312,250	-11.27%
Sep-09	2,748,285	-23,421	-0.85%
Oct-09	3,135,089	363,383	13.11%

NOTA: Los valores presentados son mensuales

IMPORTACIONES DE JALISCO
VARIACIONES RESPECTO DICIEMBRE DEL AÑO ANTERIOR
MILES DE DOLARES
2005-2009/10



NOTA: Los valores presentados son mensuales

FUENTE: SEIJAL, Sistema Estatal de Información Jalisco; en base a datos proporcionados por la S.H.C.P.