

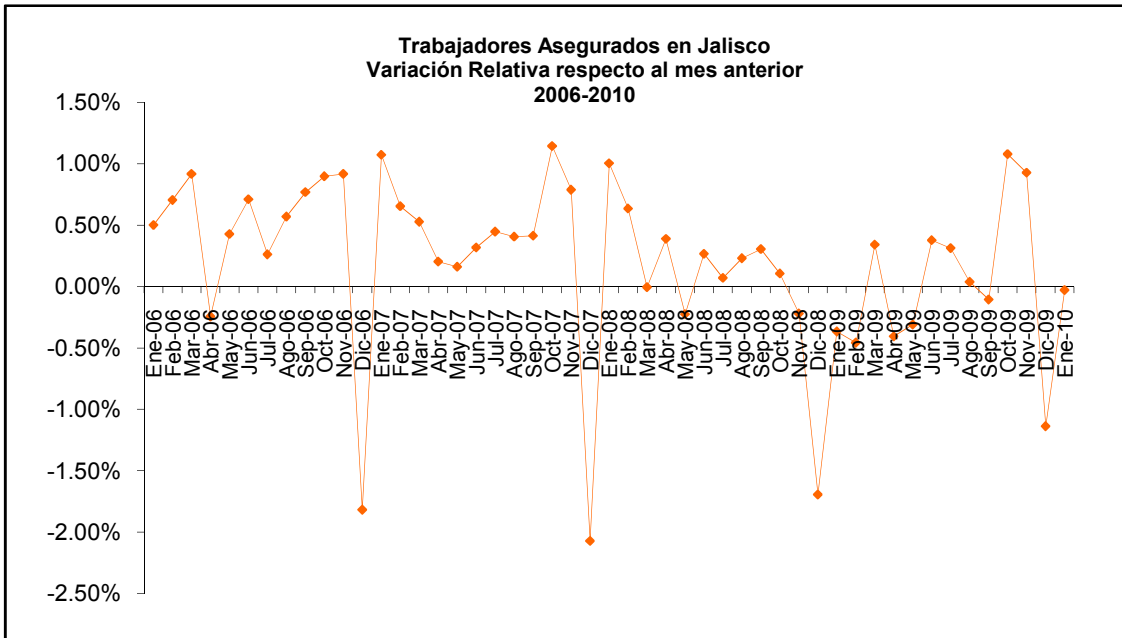
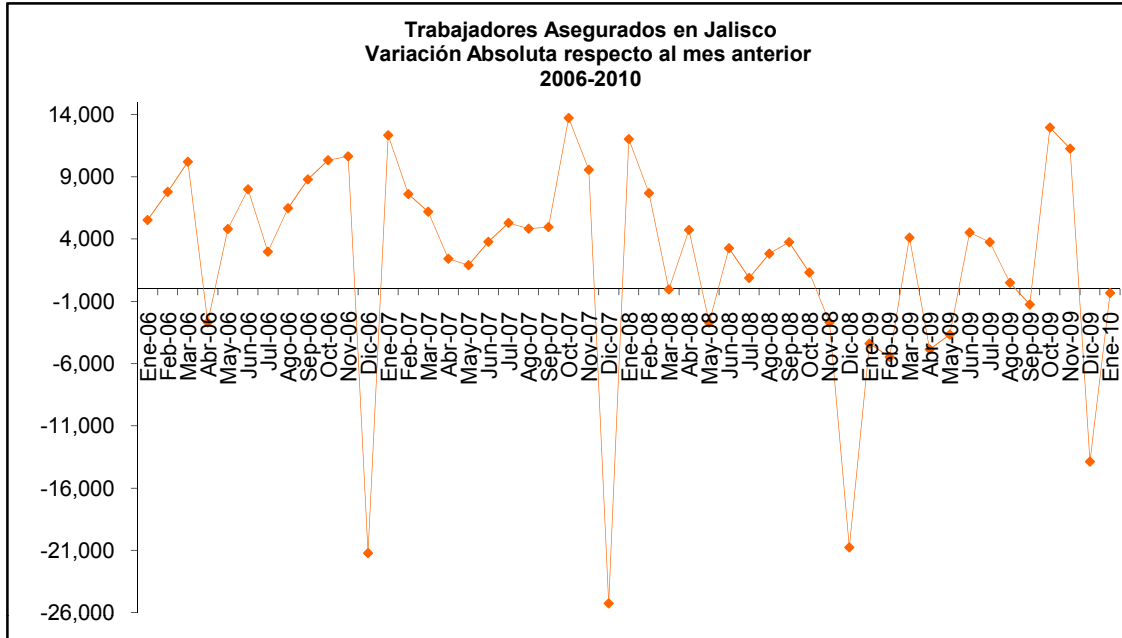
**TRABAJADORES ASEGURADOS EN JALISCO
VARIACIONES RESPECTO AL MES ANTERIOR
2006-2010**

Mes	Trabajadores Asegurados	Variación Absoluta Mes Anterior	Variación Relativa Mes Anterior
Ene-06	1,101,247	5,504	0.50%
Feb-06	1,109,020	7,773	0.71%
Mar-06	1,119,205	10,185	0.92%
Abr-06	1,116,490	-2,715	-0.24%
May-06	1,121,275	4,785	0.43%
Jun-06	1,129,255	7,980	0.71%
Jul-06	1,132,224	2,969	0.26%
Ago-06	1,138,685	6,461	0.57%
Sep-06	1,147,453	8,768	0.77%
Oct-06	1,157,770	10,317	0.90%
Nov-06	1,168,403	10,633	0.92%
Dic-06	1,147,177	-21,226	-1.82%
Ene-07	1,159,497	12,320	1.07%
Feb-07	1,167,097	7,600	0.66%
Mar-07	1,173,269	6,172	0.53%
Abr-07	1,175,665	2,396	0.20%
May-07	1,177,569	1,904	0.16%
Jun-07	1,181,325	3,756	0.32%
Jul-07	1,186,619	5,294	0.45%
Ago-07	1,191,451	4,832	0.41%
Sep-07	1,196,391	4,940	0.41%
Oct-07	1,210,091	13,700	1.15%
Nov-07	1,219,643	9,552	0.79%
Dic-07	1,194,386	-25,257	-2.07%
Ene-08	1,206,391	12,005	1.01%
Feb-08	1,214,066	7,675	0.64%
Mar-08	1,214,015	-51	0.00%
Abr-08	1,218,746	4,731	0.39%
May-08	1,216,016	-2,730	-0.22%
Jun-08	1,219,272	3,256	0.27%
Jul-08	1,220,144	872	0.07%
Ago-08	1,222,971	2,827	0.23%
Sep-08	1,226,715	3,744	0.31%
Oct-08	1,228,030	1,315	0.11%
Nov-08	1,225,338	-2,692	-0.22%
Dic-08	1,204,590	-20,748	-1.69%
Ene-09	1,200,192	-4,398	-0.37%
Feb-09	1,194,715	-5,477	-0.46%
Mar-09	1,198,805	4,090	0.34%
Abr-09	1,193,947	-4,858	-0.41%
May-09	1,190,262	-3,685	-0.31%
Jun-09	1,194,763	4,501	0.38%
Jul-09	1,198,518	3,755	0.31%
Ago-09	1,198,986	468	0.04%
Sep-09	1,197,731	-1,255	-0.10%
Oct-09	1,210,664	12,933	1.08%
Nov-09	1,221,907	11,243	0.93%
Dic-09	1,208,019	-13,888	-1.14%
Ene-10	1,207,686	-333	-0.03%

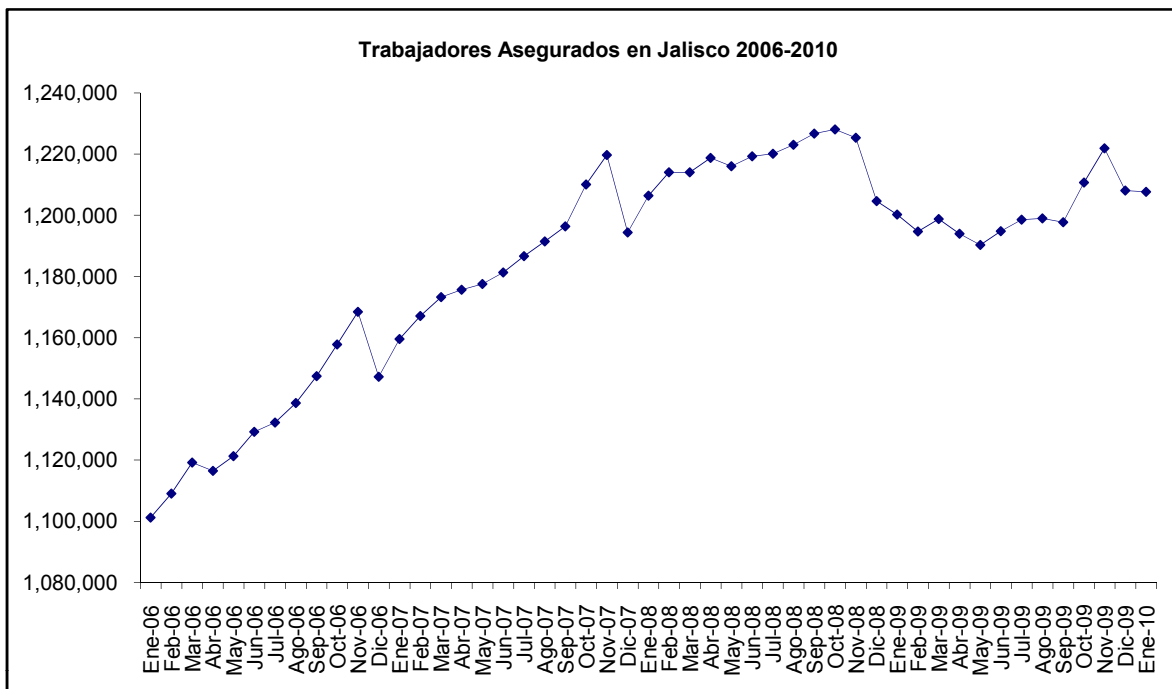
Desarrollado por:



**TRABAJADORES ASEGURADOS EN JALISCO
VARIACIONES RESPECTO AL MES ANTERIOR
2006-2010**



TRABAJADORES ASEGURADOS EN JALISCO
2006-2010



Desarrollado por:



FUENTE: SEIJAL, Sistema Estatal de Información Jalisco; en base a datos proporcionados por el IMSS.

**TRABAJADORES ASEGURADOS EN JALISCO
PROMEDIOS MOVILES (TRES MESES)
2006-2010**

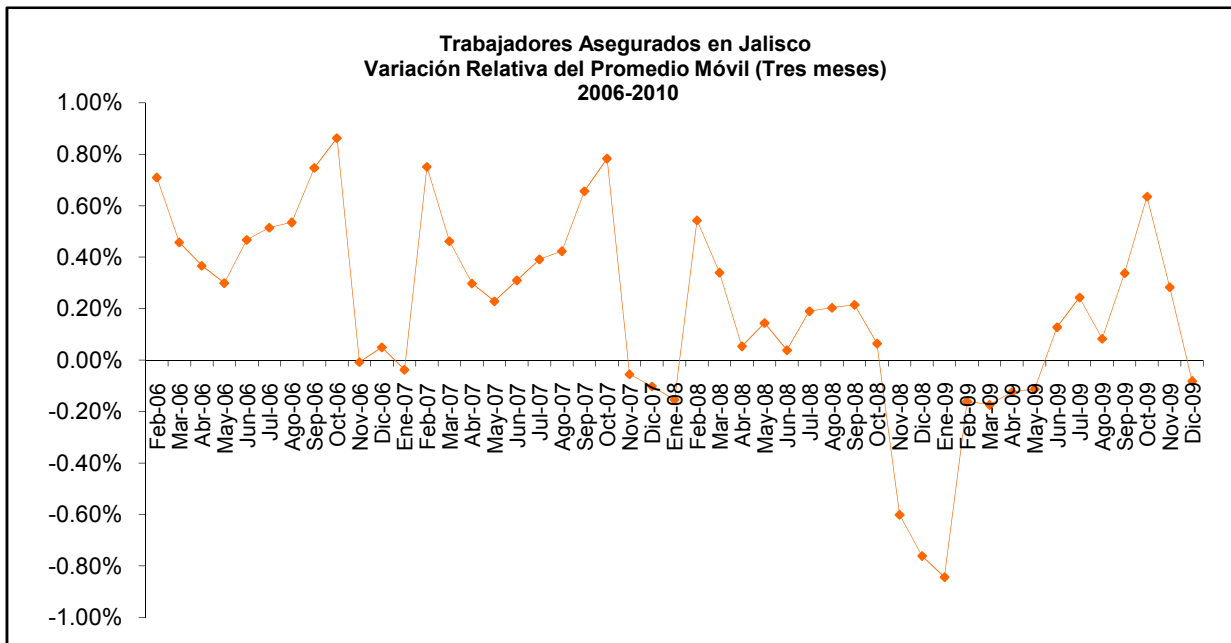
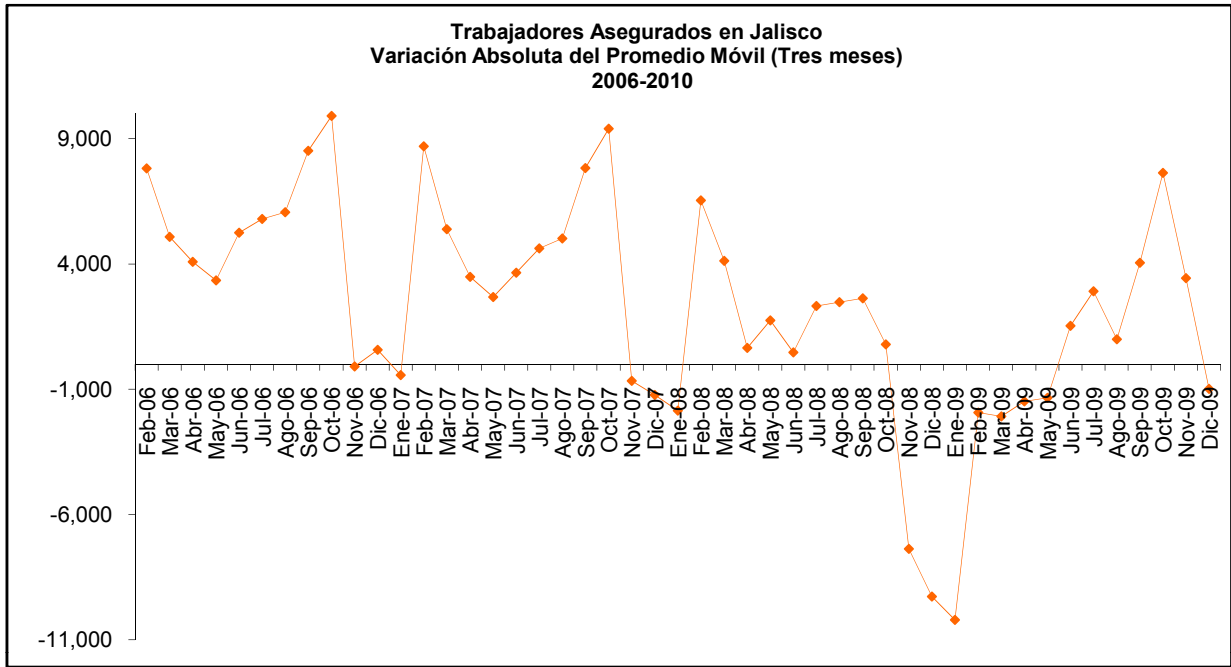
Mes	Trabajadores Asegurados	Promedio Móvil	Variaciones Absolutas Promedio Móvil	Variaciones Relativas Promedio Móvil
Ene-06	1,101,247	1,102,003		
Feb-06	1,109,020	1,109,824	7,821	0.71%
Mar-06	1,119,205	1,114,905	5,081	0.46%
Abr-06	1,116,490	1,118,990	4,085	0.37%
May-06	1,121,275	1,122,340	3,350	0.30%
Jun-06	1,129,255	1,127,585	5,245	0.47%
Jul-06	1,132,224	1,133,388	5,803	0.51%
Ago-06	1,138,685	1,139,454	6,066	0.54%
Sep-06	1,147,453	1,147,969	8,515	0.75%
Oct-06	1,157,770	1,157,875	9,906	0.86%
Nov-06	1,168,403	1,157,783	-92	-0.01%
Dic-06	1,147,177	1,158,359	576	0.05%
Ene-07	1,159,497	1,157,924	-435	-0.04%
Feb-07	1,167,097	1,166,621	8,697	0.75%
Mar-07	1,173,269	1,172,010	5,389	0.46%
Abr-07	1,175,665	1,175,501	3,491	0.30%
May-07	1,177,569	1,178,186	2,685	0.23%
Jun-07	1,181,325	1,181,838	3,651	0.31%
Jul-07	1,186,619	1,186,465	4,627	0.39%
Ago-07	1,191,451	1,191,487	5,022	0.42%
Sep-07	1,196,391	1,199,311	7,824	0.66%
Oct-07	1,210,091	1,208,708	9,397	0.78%
Nov-07	1,219,643	1,208,040	-668	-0.06%
Dic-07	1,194,386	1,206,807	-1,233	-0.10%
Ene-08	1,206,391	1,204,948	-1,859	-0.15%
Feb-08	1,214,066	1,211,491	6,543	0.54%
Mar-08	1,214,015	1,215,609	4,118	0.34%
Abr-08	1,218,746	1,216,259	650	0.05%
May-08	1,216,016	1,218,011	1,752	0.14%
Jun-08	1,219,272	1,218,477	466	0.04%
Jul-08	1,220,144	1,220,796	2,318	0.19%
Ago-08	1,222,971	1,223,277	2,481	0.20%
Sep-08	1,226,715	1,225,905	2,629	0.21%
Oct-08	1,228,030	1,226,694	789	0.06%
Nov-08	1,225,338	1,219,319	-7,375	-0.60%
Dic-08	1,204,590	1,210,040	-9,279	-0.76%
Ene-09	1,200,192	1,199,832	-10,208	-0.84%
Feb-09	1,194,715	1,197,904	-1,928	-0.16%
Mar-09	1,198,805	1,195,822	-2,082	-0.17%
Abr-09	1,193,947	1,194,338	-1,484	-0.12%
May-09	1,190,262	1,192,991	-1,347	-0.11%
Jun-09	1,194,763	1,194,514	1,524	0.13%
Jul-09	1,198,518	1,197,422	2,908	0.24%
Ago-09	1,198,986	1,198,412	989	0.08%
Sep-09	1,197,731	1,202,460	4,049	0.34%
Oct-09	1,210,664	1,210,101	7,640	0.64%
Nov-09	1,221,907	1,213,530	3,429	0.28%
Dic-09	1,208,019	1,212,537	-993	-0.08%
Ene-10	1,207,686			

Desarrollado por:



FUENTE: SEJAL. Sistema Estatal de Información Jalisco: en base a datos proporcionados por el IMSS.

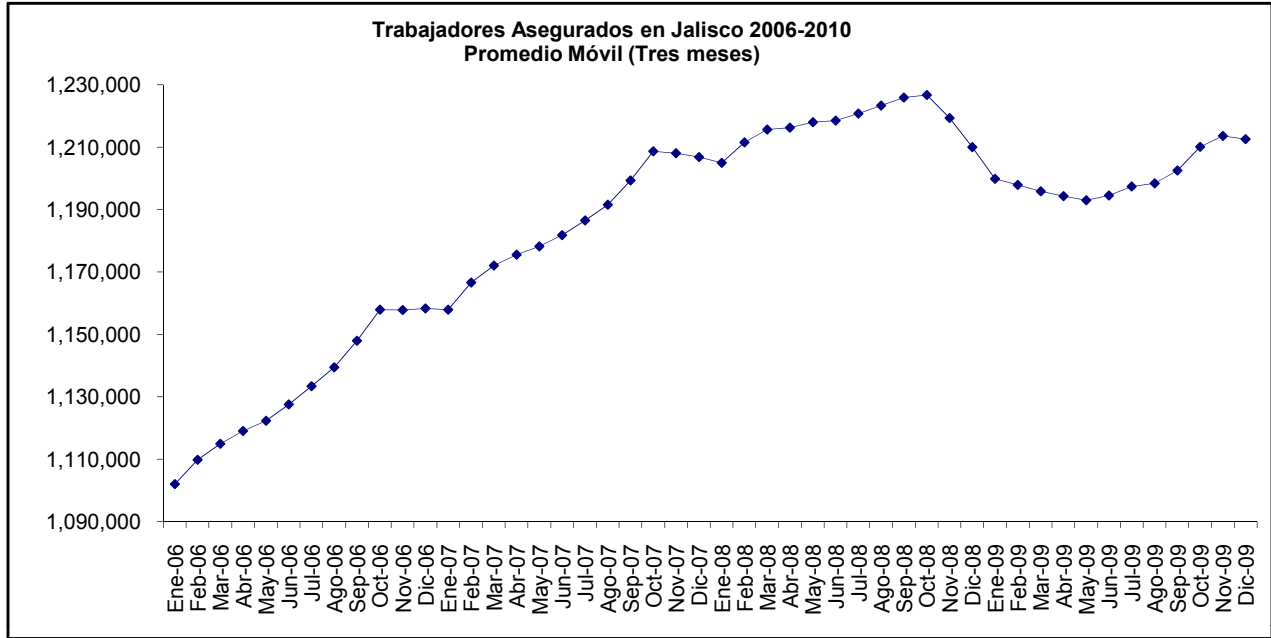
**TRABAJADORES ASEGURADOS EN JALISCO
PROMEDIOS MOVILES (TRES MESES)
2006-2010**



Desarrollado por:



**TRABAJADORES ASEGURADOS EN JALISCO
PROMEDIOS MOVILES (TRES MESES)
2006-2010**



Desarrollado por:



FUENTE: SEIJAL, Sistema Estatal de Información Jalisco; en base a datos proporcionados por el IMSS.

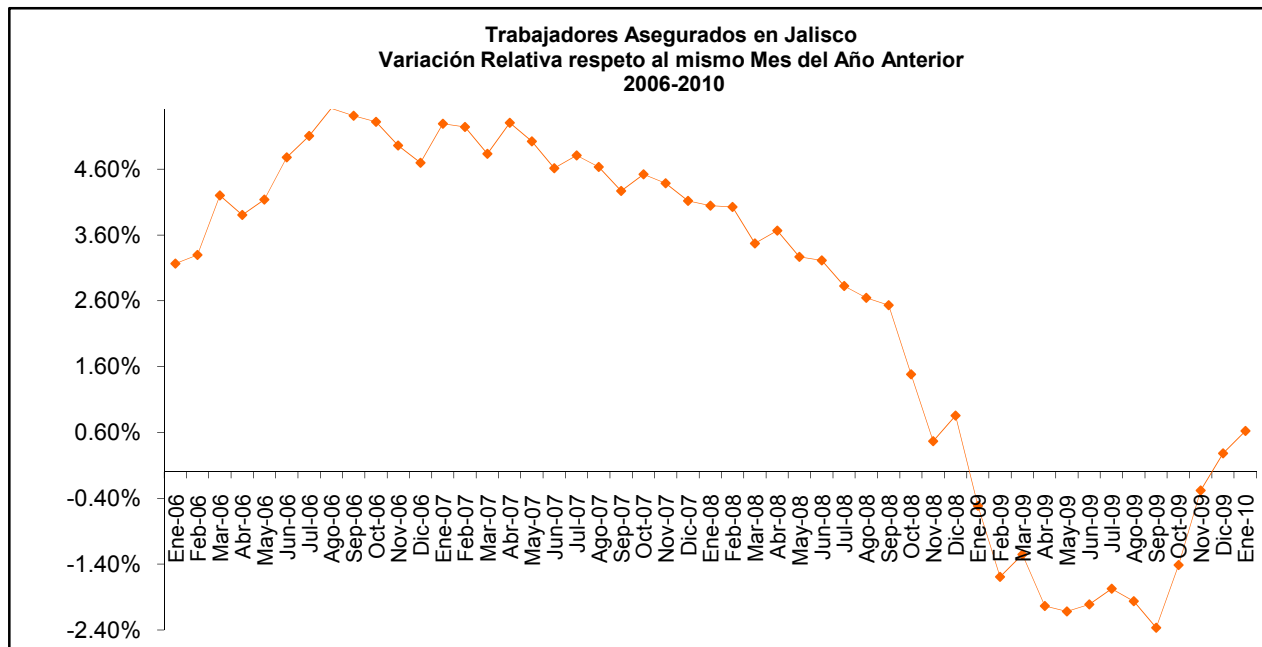
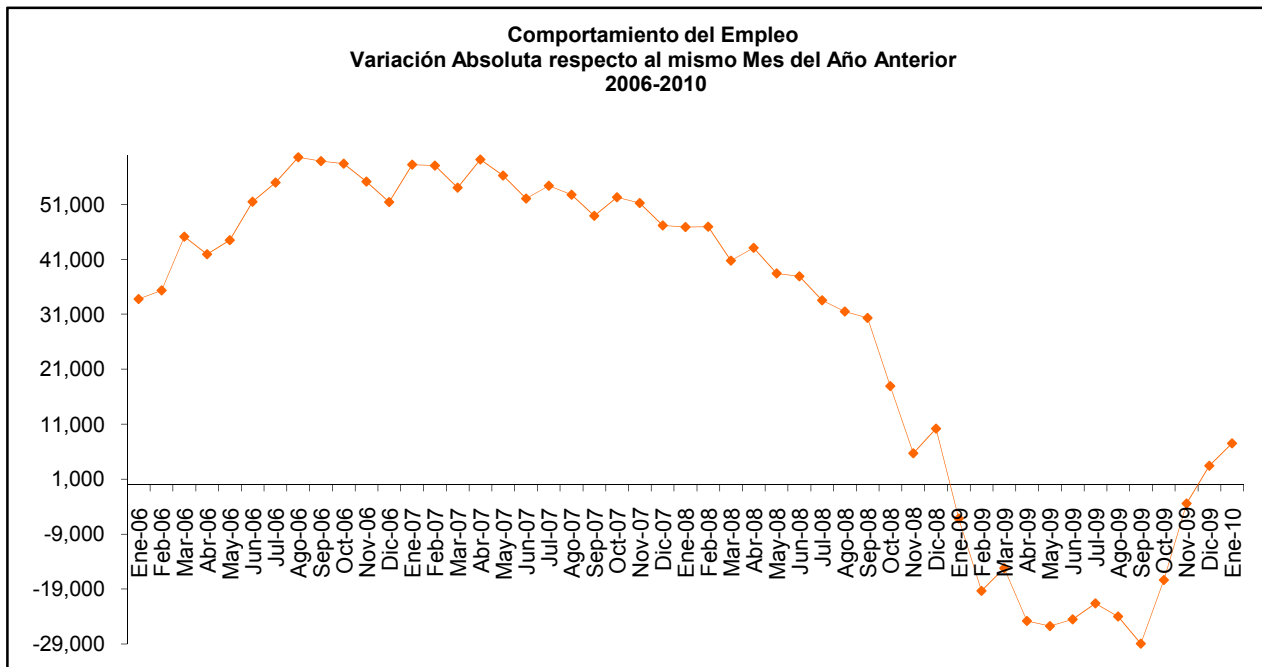
**TRABAJADORES ASEGURADOS EN JALISCO
VARIACIONES RESPECTO AL MISMO MES DEL AÑO ANTERIOR
2006-2010**

Mes	Trabajadores Asegurados	Variación Absoluta Mes Año Anterior	Variación Relativa Mes Año Anterior
Dic-05	1,095,743		
Ene-06	1,101,247	33,770	3.16%
Feb-06	1,109,020	35,372	3.29%
Mar-06	1,119,205	45,118	4.20%
Abr-06	1,116,490	41,943	3.90%
May-06	1,121,275	44,529	4.14%
Jun-06	1,129,255	51,469	4.78%
Jul-06	1,132,224	54,971	5.10%
Ago-06	1,138,685	59,590	5.52%
Sep-06	1,147,453	58,901	5.41%
Oct-06	1,157,770	58,452	5.32%
Nov-06	1,168,403	55,172	4.96%
Dic-06	1,147,177	51,434	4.69%
Ene-07	1,159,497	58,250	5.29%
Feb-07	1,167,097	58,077	5.24%
Mar-07	1,173,269	54,064	4.83%
Abr-07	1,175,665	59,175	5.30%
May-07	1,177,569	56,294	5.02%
Jun-07	1,181,325	52,070	4.61%
Jul-07	1,186,619	54,395	4.80%
Ago-07	1,191,451	52,766	4.63%
Sep-07	1,196,391	48,938	4.26%
Oct-07	1,210,091	52,321	4.52%
Nov-07	1,219,643	51,240	4.39%
Dic-07	1,194,386	47,209	4.12%
Ene-08	1,206,391	46,894	4.04%
Feb-08	1,214,066	46,969	4.02%
Mar-08	1,214,015	40,746	3.47%
Abr-08	1,218,746	43,081	3.66%
May-08	1,216,016	38,447	3.26%
Jun-08	1,219,272	37,947	3.21%
Jul-08	1,220,144	33,525	2.83%
Ago-08	1,222,971	31,520	2.65%
Sep-08	1,226,715	30,324	2.53%
Oct-08	1,228,030	17,939	1.48%
Nov-08	1,225,338	5,695	0.47%
Dic-08	1,204,590	10,204	0.85%
Ene-09	1,200,192	-6,199	-0.51%
Feb-09	1,194,715	-19,351	-1.59%
Mar-09	1,198,805	-15,210	-1.25%
Abr-09	1,193,947	-24,799	-2.03%
May-09	1,190,262	-25,754	-2.12%
Jun-09	1,194,763	-24,509	-2.01%
Jul-09	1,198,518	-21,626	-1.77%
Ago-09	1,198,986	-23,985	-1.96%
Sep-09	1,197,731	-28,984	-2.36%
Oct-09	1,210,664	-17,366	-1.41%
Nov-09	1,221,907	-3,431	-0.28%
Dic-09	1,208,019	3,429	0.28%
Ene-10	1,207,686	7,494	0.62%

Desarrollado por:



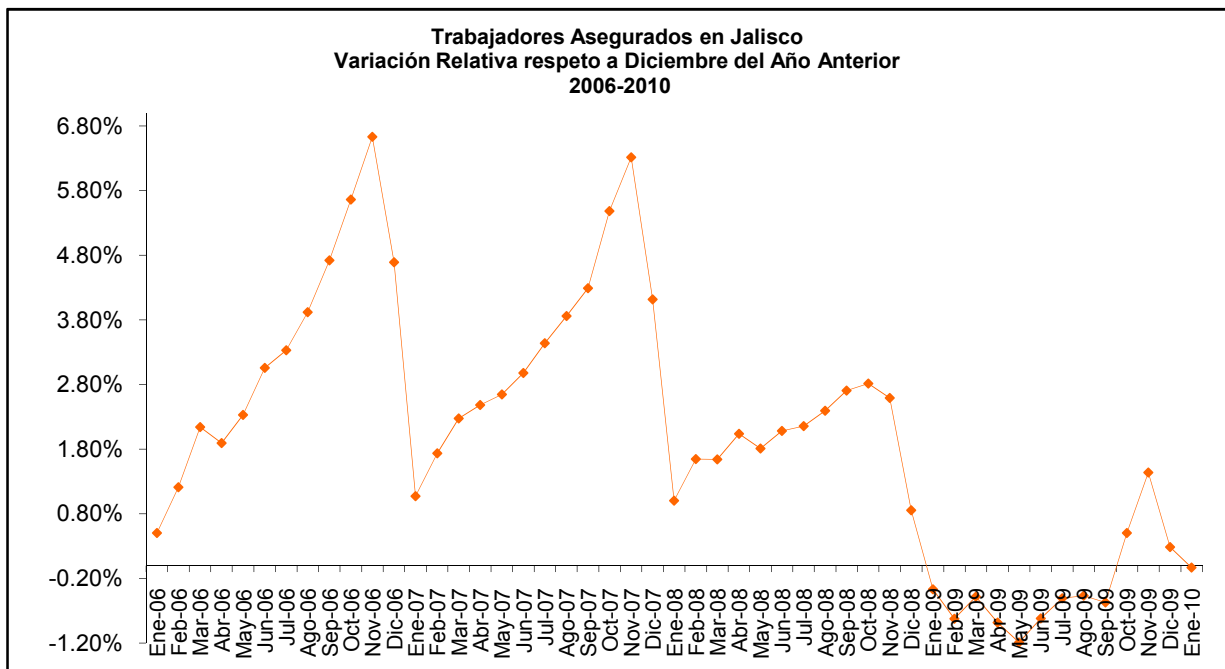
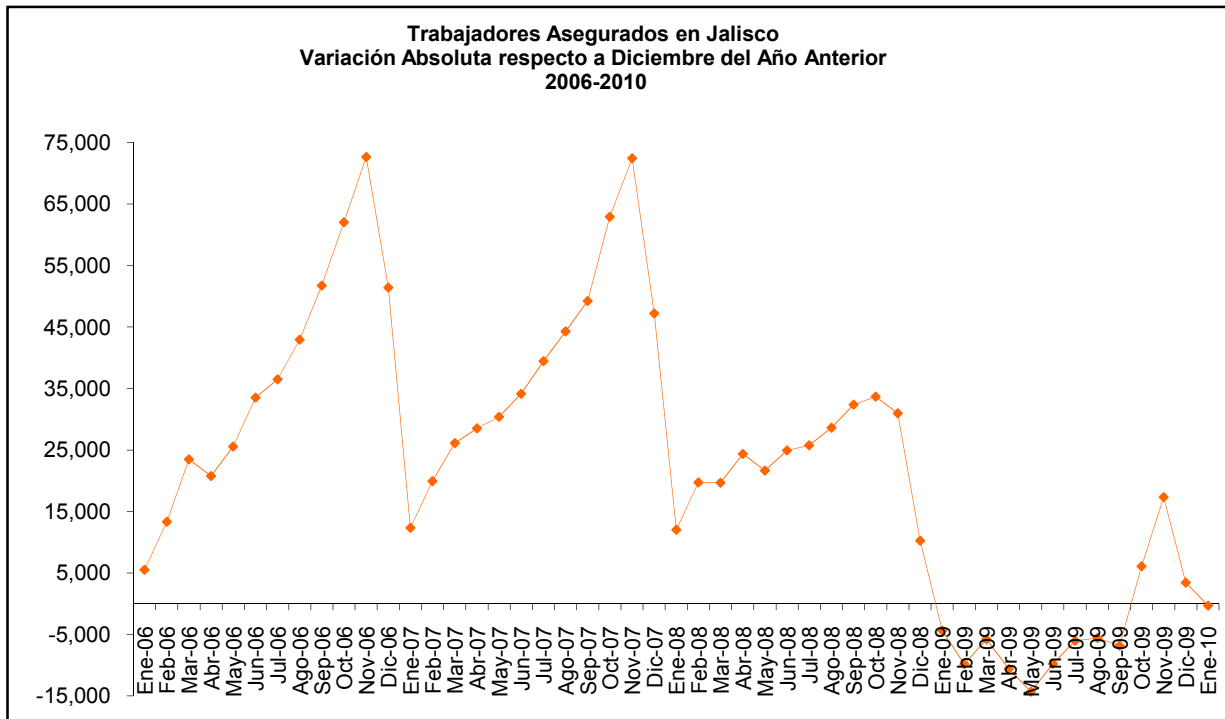
**TRABAJADORES ASEGURADOS EN JALISCO
VARIACIONES RESPECTO AL MISMO MES DEL AÑO ANTERIOR
2006-2010**



**TRABAJADORES ASEGURADOS EN JALISCO
VARIACIONES RESPECTO DICIEMBRE DEL AÑO ANTERIOR
2006-2010**

Mes	Trabajadores Asegurados	Variación Absoluta Respecto a Diciembre Año Anterior	Variación Relativa Respecto a Diciembre Año Anterior
Dic-05	1,095,743		
Ene-06	1,101,247	5,504	0.50%
Feb-06	1,109,020	13,277	1.21%
Mar-06	1,119,205	23,462	2.14%
Abr-06	1,116,490	20,747	1.89%
May-06	1,121,275	25,532	2.33%
Jun-06	1,129,255	33,512	3.06%
Jul-06	1,132,224	36,481	3.33%
Ago-06	1,138,685	42,942	3.92%
Sep-06	1,147,453	51,710	4.72%
Oct-06	1,157,770	62,027	5.66%
Nov-06	1,168,403	72,660	6.63%
Dic-06	1,147,177	51,434	4.69%
Ene-07	1,159,497	12,320	1.07%
Feb-07	1,167,097	19,920	1.74%
Mar-07	1,173,269	26,092	2.27%
Abr-07	1,175,665	28,488	2.48%
May-07	1,177,569	30,392	2.65%
Jun-07	1,181,325	34,148	2.98%
Jul-07	1,186,619	39,442	3.44%
Ago-07	1,191,451	44,274	3.86%
Sep-07	1,196,391	49,214	4.29%
Oct-07	1,210,091	62,914	5.48%
Nov-07	1,219,643	72,466	6.32%
Dic-07	1,194,386	47,209	4.12%
Ene-08	1,206,391	12,005	1.01%
Feb-08	1,214,066	19,680	1.65%
Mar-08	1,214,015	19,629	1.64%
Abr-08	1,218,746	24,360	2.04%
May-08	1,216,016	21,630	1.81%
Jun-08	1,219,272	24,886	2.08%
Jul-08	1,220,144	25,758	2.16%
Ago-08	1,222,971	28,585	2.39%
Sep-08	1,226,715	32,329	2.71%
Oct-08	1,228,030	33,644	2.82%
Nov-08	1,225,338	30,952	2.59%
Dic-08	1,204,590	10,204	0.85%
Ene-09	1,200,192	-4,398	-0.37%
Feb-09	1,194,715	-9,875	-0.82%
Mar-09	1,198,805	-5,785	-0.48%
Abr-09	1,193,947	-10,643	-0.88%
May-09	1,190,262	-14,328	-1.19%
Jun-09	1,194,763	-9,827	-0.82%
Jul-09	1,198,518	-6,072	-0.50%
Ago-09	1,198,986	-5,604	-0.47%
Sep-09	1,197,731	-6,859	-0.57%
Oct-09	1,210,664	6,074	0.50%
Nov-09	1,221,907	17,317	1.44%
Dic-09	1,208,019	3,429	0.28%
Ene-10	1,207,686	-333	-0.03%

**TRABAJADORES ASEGURADOS EN JALISCO
VARIACIONES RESPECTO DICIEMBRE DEL AÑO ANTERIOR
2006-2010**



Desarrollado por:
SEIJAL
GOBIERNO DE JALISCO

FUENTE: SEIJAL, Sistema Estatal de Información Jalisco; en base a datos proporcionados por el IMSS.

**TRABAJADORES EVENTUALES DEL CAMPO EN JALISCO
2000-2010**

Año / Mes	Ene	Feb	Mar	Abr	May	Jun	Jul	Ago	Sep	Oct	Nov	Dic
2000	6,734	7,451	7,717	7,587	4,521	1,595	1,638	1,909	1,815	1,962	3,009	3,711
2001	6,007	6,518	6,383	6,395	4,526	2,165	2,419	2,681	2,713	3,130	4,149	5,430
2002	6,742	6,990	6,915	7,182	3,734	1,876	2,366	2,582	2,233	3,240	3,799	5,131
2003	6,558	7,725	6,859	7,099	2,964	2,064	2,543	1,889	2,453	2,190	2,510	4,902
2004	5,555	6,142	6,241	6,271	4,512	1,974	2,928	2,976	2,754	2,869	4,839	6,898
2005	8,214	8,547	8,526	7,709	5,941	2,941	3,834	3,919	3,727	3,917	5,341	7,154
2006	8,239	8,936	9,019	7,582	4,891	4,189	4,331	4,568	4,551	4,838	6,008	8,441
2007	9,664	9,949	9,987	9,662	6,269	5,226	5,872	6,257	5,859	6,346	7,287	8,099
2008	10,335	11,066	11,235	11,336	7,566	6,378	6,853	7,118	7,146	7,045	7,776	10,167
2009	12,040	11,727	11,693	8,173	7,916	8,496	7,041	7,585	7,336	7,832	9,632	11,728
2010	11,626											

VARIACIONES RESPECTO AL MES ANTERIOR												
Año / Mes	Ene	Feb	Mar	Abr	May	Jun	Jul	Ago	Sep	Oct	Nov	Dic
2000		717	266	-130	-3,066	-2,926	43	271	-94	147	1,047	702
2001	2,296	511	-135	12	-1,869	-2,361	254	262	32	417	1,019	1,281
2002	1,312	248	-75	267	-3,448	-1,858	490	216	-349	1,007	559	1,332
2003	1,427	1,167	-866	240	-4,135	-900	479	-654	564	-263	320	2,392
2004	653	587	99	30	-1,759	-2,538	954	48	-222	115	1,970	2,059
2005	1,316	333	-21	-817	-1,768	-3,000	893	85	-192	190	1,424	1,813
2006	1,085	697	83	-1,437	-2,691	-702	142	237	-17	287	1,170	2,433
2007	1,223	285	38	-325	-3,393	-1,043	646	385	-398	487	941	812
2008	2,236	731	169	101	-3,770	-1,188	475	265	28	-101	731	2,391
2009	1,873	-313	-34	-3,520	-257	580	-1,455	544	-249	496	1,800	2,096
2010	-102											

